

# OmniTouch 4625 CCIVR Login to the System

---

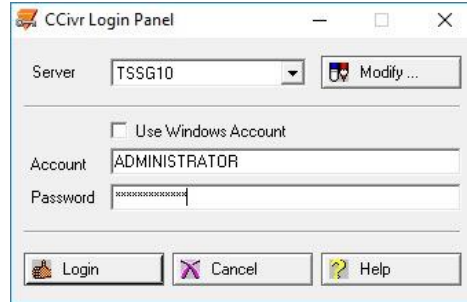
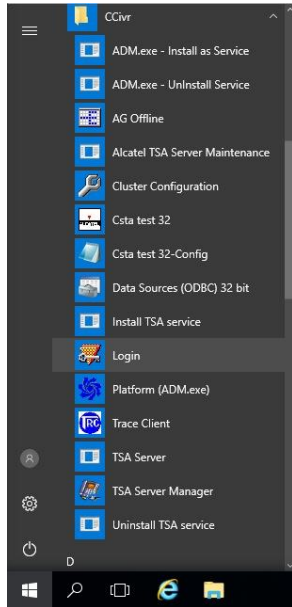
Release 12

## **Legal notice:**

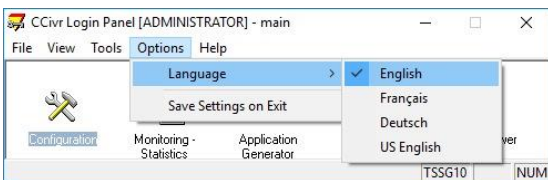
The Alcatel-Lucent name and logo are trademarks of Nokia used under license by ALE. To view other trademarks used by affiliated companies of ALE Holding, visit: <http://www.al-enterprise.com/en/legal/trademarks-copyright>. All other trademarks are the property of their respective owners. The information presented is subject to change without notice. Neither ALE Holding nor any of its affiliates assumes any responsibility for inaccuracies contained herein. © 2018 ALE International. All rights reserved. <http://www.al-enterprise.com>

---

## How to login to the System



1. Select **Start - CCivr - Login**.
2. Select the **server** in the drop-down list box 'Server' to which you want to be connected.
3. Selecting the check box 'Use Windows Account' enables you to use your current account under Windows without the need of entering a password. Simply click **Login** and you are logged in. Otherwise you have to enter your **Account** and **Password** and click **Login**.



4. Click **Options** in the menu bar and select the language of your screens.
5. Double click the icon you want.

**END OF DOCUMENT**