

# How to reset cookies Alcatel-Lucent Enterprise

## Overview

This document is targeted at Alcatel-Lucent Enterprise website end-users. It is intended to provide a reference for anyone that wants or needs to reset their cookies.

## What are cookies?

Cookies are small computer files that remember what you entered when you visit a website. For example, cookies allow the delivery of advertisements tailored to your preferences and content on social networks.

Websites that use cookies remember information about your visit, such as your country, language and other settings, making your next visit easier. Without cookies, using many websites would be frustrating.

## Resetting cookies

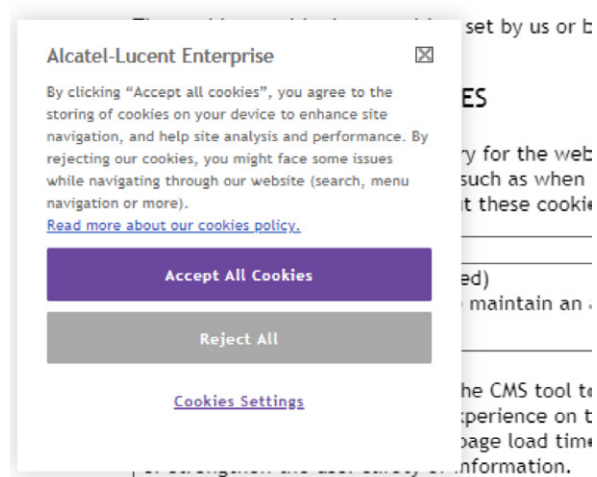
Alcatel-Lucent Enterprise provides complete transparency of cookies used on the website in compliance with privacy and data protection regulations.

We use cookies to remember contact information previously provided; to count how many likes and shares the pages have received; to provide users with tailored ads; and to help users when they speak to ALE advisors online. We also use them to provide data about users that visit our site. However, please note that none of the cookies enable us to identify individuals. All information collected is anonymous.

Alcatel-Lucent Enterprise allows users to reset cookies in the event that their preliminary action requires updating.

Per standard guidelines, the pop-up represented in the image below appears to end-users every 13 months. However, in the event that a user has mistakenly approved all or rejected all, cookies can be reset. Please review the five steps below to reset cookies at anytime.

### Cookies used on Alcatel-Lucent Enterpr



## Tech brief

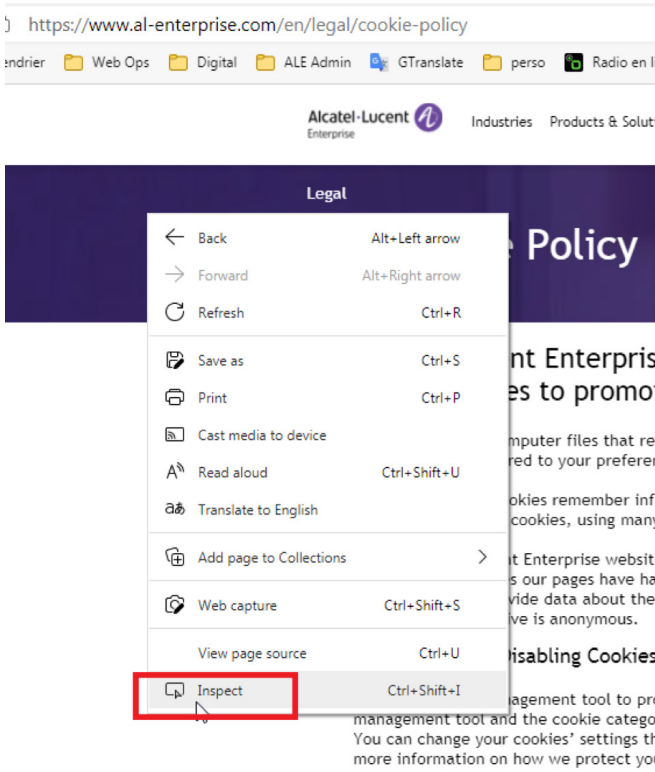
How to reset cookies | Alcatel-Lucent Enterprise

# Five steps to reset your cookies on Alcatel-Lucent Enterprise website

**Step 1.** Scroll to the bottom of any page on the [www.al-enterprise.com](http://www.al-enterprise.com).

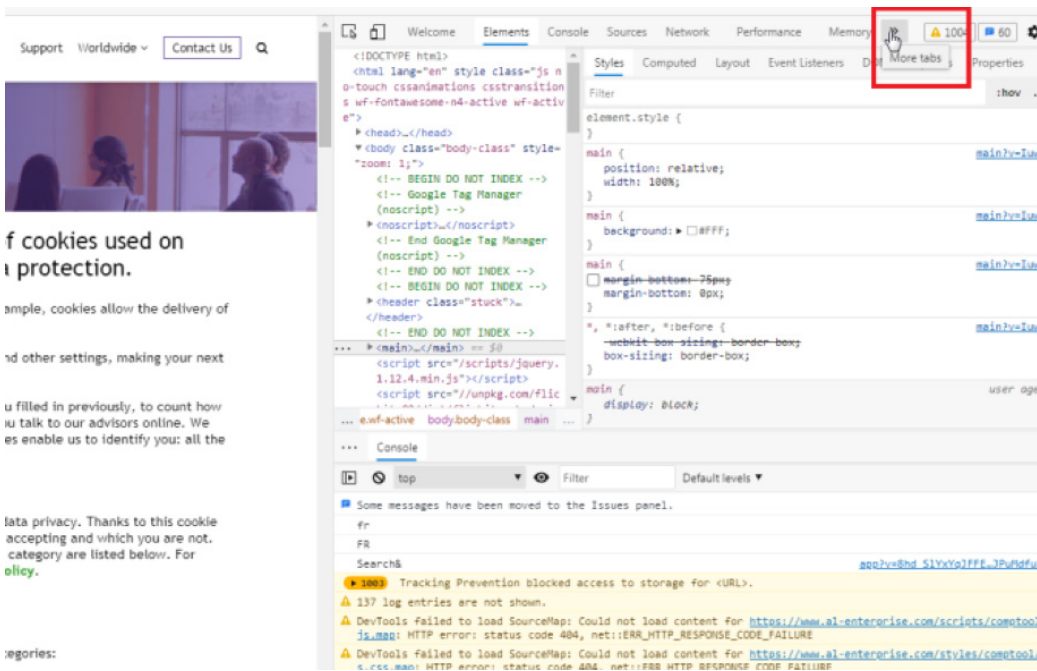
**Step 2.** Right click anywhere on the page.

Scroll down and select **Inspect**



**Step 3.** A split screen will open.

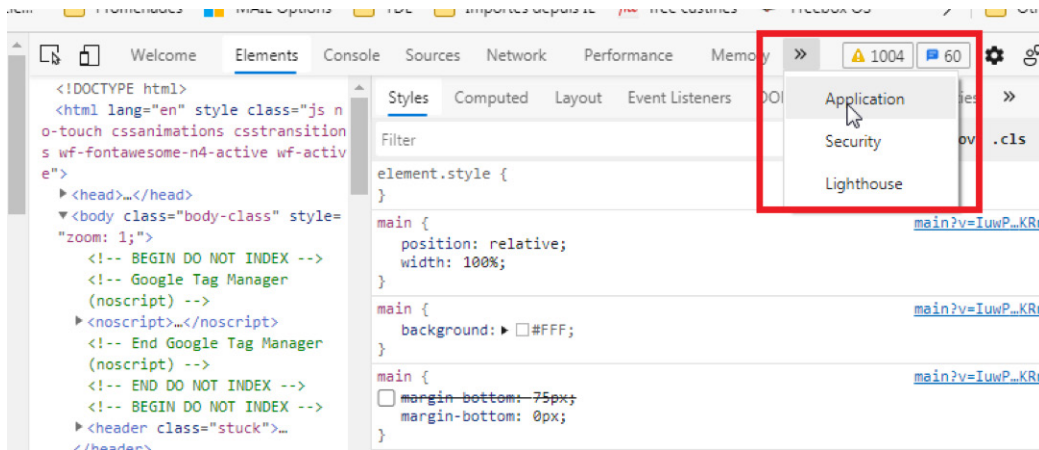
In the right top corner select **>> More tabs**



## Tech brief

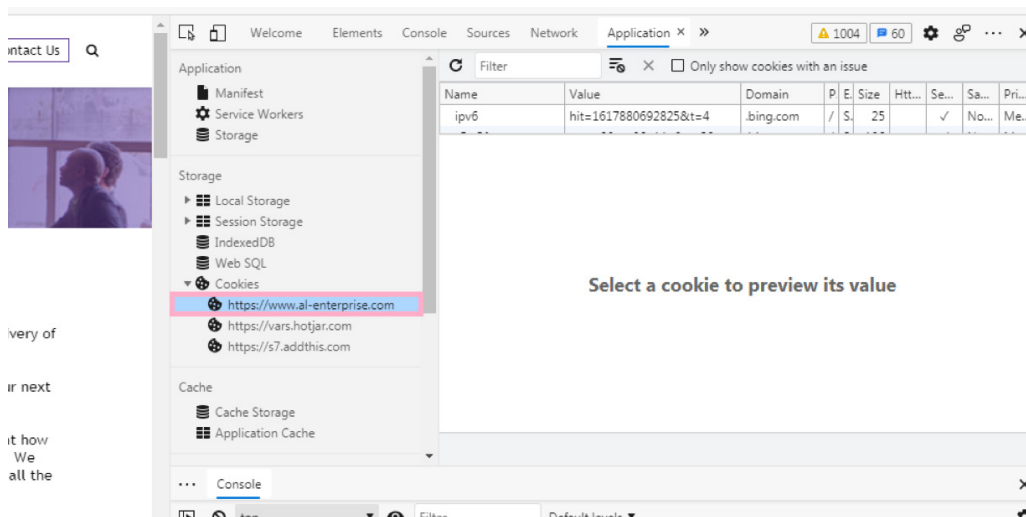
How to reset cookies | Alcatel-Lucent Enterprise

## Select **Application**

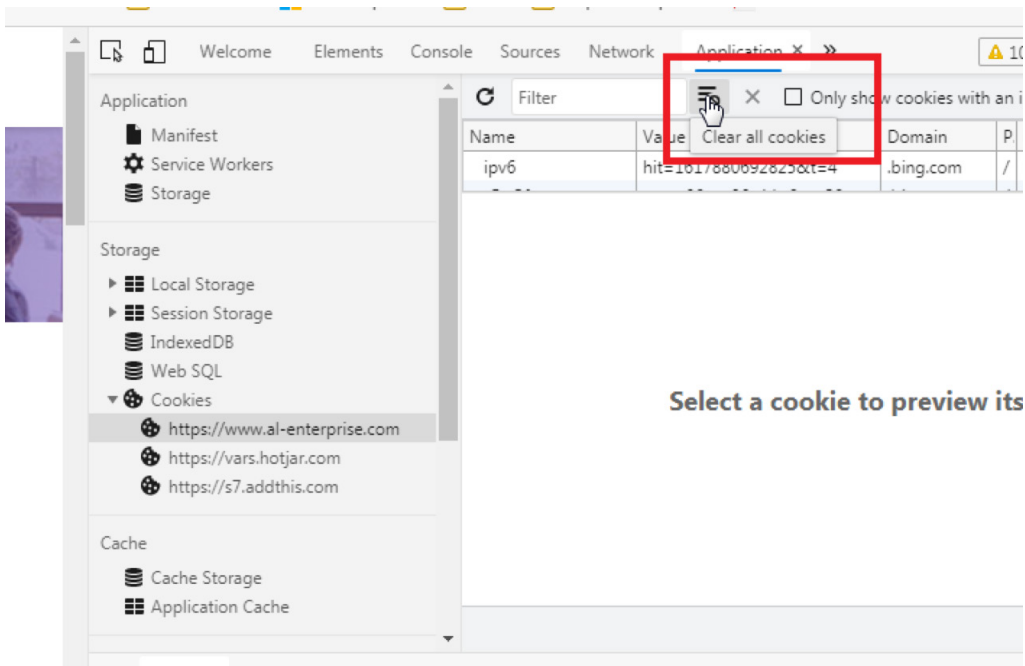


**Step 4.** Scroll down to **Cookies** on the left of the screen.

Select the **Cookies** related to [www.al-enterprise.com](http://www.al-enterprise.com)

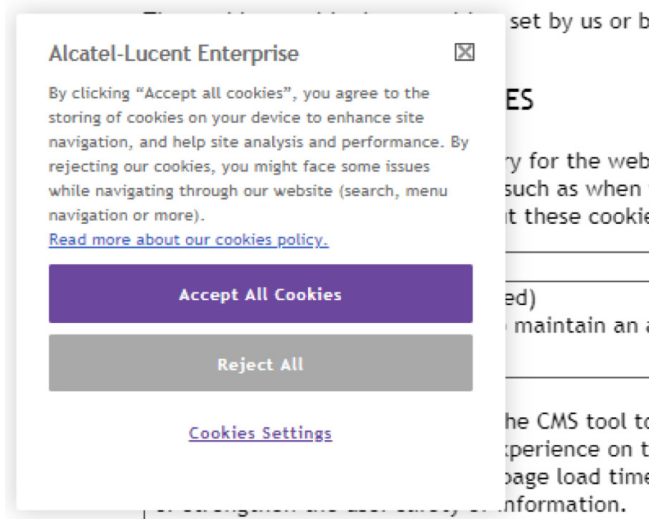


**Step 5.** Select the **Clear all cookies** icon to remove cookies.



Refresh the page and the cookies consent banner will reappear. This page provides users with an opportunity to reset the cookies. Select the option that meets your needs to reset your cookies.

### Cookies used on Alcatel-Lucent Enterprise



Now you're done!