

Part No. 060743-00 Rev. A
July 2021

OmniSwitch AOS Release 8 Transceivers Guide

8.7R3

Attention: Use of any transceivers other than those part numbers listed in the Compatibility Matrices is prohibited. Failure to comply with these matrices is not guaranteed for proper performance and may result in voiding the warranty for the affected platforms.

Alcatel·Lucent 
Enterprise

www.al-enterprise.com

This user guide contains transceiver specifications and compatibility information for the OmniSwitch AOS Release 8 and supported platforms. The information described in this guide is subject to change without notice.

The Alcatel-Lucent name and logo are trademarks of Nokia used under license by ALE. To view other trademarks used by affiliated companies of ALE Holding, visit: www.al-enterprise.com/en/legal/trademarks-copyright. All other trademarks are the property of their respective owners. The information presented is subject to change without notice. Neither ALE Holding nor any of its affiliates assumes any responsibility for inaccuracies contained herein.



Service & Support Contact Information

North America: 800-995-2696

Latin America: 877-919-9526

EMEA: +800 00200100 (Toll Free) or +1(650)385-2193

Asia Pacific: +65 6240 8484

Web: businessportal.al-enterprise.com

Email: ebg_global_supportcenter@al-enterprise.com

Contents

| | | |
|------------------|---|------|
| | About This Guide | v |
| | Supported Platforms | v |
| | Who Should Read this Manual? | vi |
| | When Should I Read this Manual? | vi |
| | What is Not in this Manual? | vi |
| | How is the Information Organized? | vi |
| | Documentation Roadmap | vii |
| | Related Documentation | ix |
| | Technical Support | x |
| Chapter 1 | Small Form-Factor Pluggables (SFP/SFP+/SFP28/QSFP+/QSFP28) | 1-1 |
| | In This Chapter | 1-1 |
| | SFP MSA Specification | 1-2 |
| | Transceiver Installation and Removal | 1-3 |
| | 40-Gigabit Fiber Optic Cables | 1-6 |
| | QSFP to QSFP 40G Fiber Optic Cable | 1-6 |
| | QSFP to SFP+ Splitter Fiber Optic Cable | 1-6 |
| | Gigabit Ethernet Transceivers | 1-7 |
| | Dual Speed Ethernet Transceivers | 1-14 |
| | 100 FX Ethernet Transceivers | 1-16 |
| | 10-Gigabit SFP+ Transceivers | 1-20 |
| | 25-Gigabit SFP28 Transceivers | 1-27 |
| | 40-Gigabit QSFP+ Transceivers | 1-30 |
| | 100-Gigabit QSFP28 Transceivers | 1-36 |
| | Fibre Channel Transceivers | 1-39 |
| | GPON Transceivers | 1-40 |
| | Industrial Transceivers | 1-41 |
| Chapter 2 | Transceiver Compatibility Matrix | 1-48 |
| | In This Chapter | 1-48 |
| | OmniSwitch 6360 Compatibility | 1-49 |
| | OmniSwitch 6465 Compatibility | 1-51 |

| | |
|--|------|
| OmniSwitch 6465T Compatibility | 1-52 |
| OmniSwitch 6560 Compatibility | 1-54 |
| OmniSwitch 6860 Compatibility | 1-57 |
| OmniSwitch 6860N Compatibility | 1-60 |
| OmniSwitch 6865 Compatibility | 1-63 |
| OmniSwitch 6900 Compatibility | 1-64 |
| OmniSwitch 6900-V72/C32 Compatibility | 1-67 |
| OmniSwitch OS6900-T48C6/X48C6/X48C4E/V48C8 Compatibility | 1-70 |
| OmniSwitch 9900 Compatibility | 1-73 |

About This Guide

This *OmniSwitch AOS Release 8 Transceivers Guide* provides specifications and compatibility information for the supported OmniSwitch transceivers for all OmniSwitch AOS Release 8 products.

Supported Platforms

This information in this guide applies to the following products:

- OmniSwitch 6360
- OmniSwitch 6465
- OmniSwitch 6560
- OmniSwitch 6860(E)
- OmniSwitch 6865
- OmniSwitch 6900
- OmniSwitch 9900

Who Should Read this Manual?

The audience for this user guide is network administrators and IT support personnel who need to provide network connectivity using SFP, SFP+, and QSFP+ transceivers.

When Should I Read this Manual?

Read this guide as soon as you are ready to integrate your OmniSwitch into your network and you are ready to provide connectivity using the supported transceivers. You should have already stepped through the first login procedures and read the brief software overviews in the appropriate *OmniSwitch Hardware Guide*.

This guide includes information about the supported OmniSwitch transceivers.

- SFP/SFP+/QSFP+ specifications
- SFP/SFP+/QSFP+ compatibility information

What is Not in this Manual?

Procedures for switch management methods, such as CLI, web-based (WebView or OmniVista) or SNMP, are outside the scope of this guide.

For information on WebView and SNMP switch management methods consult the *OmniSwitch Switch Management Guide*. Information on using WebView and OmniVista can be found in the context-sensitive on-line help available with those network management applications.

This guide is designed to provide transceiver specification and compatibility information only and is not intended as a reference for any CLI commands or configuration information. Refer to the Documentation Roadmap for a list of available user guides.

How is the Information Organized?

Chapters in this guide are broken down by transceiver type.

Specification Information. Each transceiver has an associated table providing individual specifications for all supported transceivers.

Compatibility Information. A compatibility chart is provided for each transceiver specifying which modules or switch the transceiver is supported on.

Documentation Roadmap

The OmniSwitch user documentation suite was designed to supply you with information at several critical junctures of the configuration process. The following section outlines a roadmap of the manuals that will help you at each stage of the configuration process. Under each stage, we point you to the manual or manuals that will be most helpful to you.

Stage 1: Using the Switch for the First Time

Pertinent Documentation: *OmniSwitch Hardware Users Guide*
Release Notes

This guide provides all the information you need to get your switch up and running the first time. It provides information on unpacking the switch, rack mounting the switch, installing NI modules, unlocking access control, setting the switch's IP address, and setting up a password. It also includes succinct overview information on fundamental aspects of the switch, such as hardware LEDs, the software directory structure, CLI conventions, and web-based management.

At this time you should also familiarize yourself with the Release Notes that accompanied your switch. This document includes important information on feature limitations that are not included in other user guides.

Stage 2: Gaining Familiarity with Basic Switch Functions

Pertinent Documentation: *OmniSwitch Hardware Users Guide*
OmniSwitch AOS Release 8 Switch Management Guide

Once you have your switch up and running, you will want to begin investigating basic aspects of its hardware and software. Information about switch hardware is provided in the *Hardware Guide*. This guide provide specifications, illustrations, and descriptions of all hardware components, such as chassis, power supplies, Chassis Management Modules (CMMs), Network Interface (NI) modules, and cooling fans. It also includes steps for common procedures, such as removing and installing switch components.

This guide is the primary users guide for the basic software features on a single switch. This guide contains information on the switch directory structure, basic file and directory utilities, switch access security, SNMP, and web-based management. It is recommended that you read this guide before connecting your switch to the network.

Stage 3: Integrating the Switch Into a Network

Pertinent Documentation: *OmniSwitch AOS Release 8 Network Configuration Guide*
OmniSwitch AOS Release 8 Advanced Routing Configuration Guide
OmniSwitch AOS Release 8 Data Center Switching Guide

When you are ready to connect your switch to the network, you will need to learn how the OmniSwitch implements fundamental software features, such as 802.1Q, VLANs, Spanning Tree, and network routing protocols. The *Network Configuration Guide* contains overview information, procedures, and examples on how standard networking technologies are configured on the OmniSwitch.

The *Advanced Routing Guide* includes configuration information for networks using advanced routing technologies (OSPF and BGP) and multicast routing protocols (DVMRP and PIM-SM).

The *Data Center Switching Guide* includes configuration information for data center networks using virtualization technologies (SPBM and UNP) and Data Center Bridging protocols (PFC, ETC, and DCBX).

Anytime

The *OmniSwitch AOS Release 8 CLI Reference Guide* contains comprehensive information on all CLI commands supported by the switch. This guide includes syntax, default, usage, example, related CLI command, and CLI-to-MIB variable mapping information for all CLI commands supported by the switch. This guide can be consulted anytime during the configuration process to find detailed and specific information on each CLI command.

Related Documentation

The following are the titles and descriptions of all the OmniSwitch user manuals:

- *OmniSwitch Hardware Users Guides*

Describes the hardware and software procedures for getting an OmniSwitch up and running as well as complete technical specifications and procedures for all OmniSwitch chassis, power supplies, fans, and Network Interface (NI) modules.

- *OmniSwitch AOS Release 8 CLI Reference Guide*

Complete reference to all CLI commands supported on the OmniSwitch. Includes syntax definitions, default values, examples, usage guidelines and CLI-to-MIB variable mappings.

- *OmniSwitch AOS Release 8 Switch Management Guide*

Includes procedures for readying an individual switch for integration into a network. Topics include the software directory architecture, image rollback protections, authenticated switch access, managing switch files, system configuration, using SNMP, and using web management software (WebView).

- *OmniSwitch AOS Release 8 Network Configuration Guide*

Includes network configuration procedures and descriptive information on all the major software features and protocols included in the base software package. Chapters cover Layer 2 information (Ethernet and VLAN configuration), Layer 3 information (routing protocols, such as RIP and IPX), security options (authenticated VLANs), Quality of Service (QoS), link aggregation, and server load balancing.

- *OmniSwitch AOS Release 8 Advanced Routing Configuration Guide*

Includes network configuration procedures and descriptive information on all the software features and protocols included in the advanced routing software package. Chapters cover multicast routing (DVMRP and PIM-SM), Open Shortest Path First (OSPF), and Border Gateway Protocol (BGP).

- *OmniSwitch AOS Release 8 Data Center Switching Guide*

Includes an introduction to the OmniSwitch data center switching architecture as well as network configuration procedures and descriptive information on all the software features and protocols that support this architecture. Chapters cover Shortest Path Bridging MAC (SPBM), Data Center Bridging (DCB) protocols, Virtual Network Profile (vNP), and the Edge Virtual Bridging (EVB) protocol.

- *OmniSwitch AOS Release 8 Transceivers Guide*

Includes transceiver specifications and product compatibility information.

- *OmniSwitch AOS Release 8 Specifications Guide*

Includes Specifications table information for the features documented in the Switch Management Guide, Network Configuration Guide, Advanced Routing Guide, and Data Center Switching Guide.

- Technical Tips, Field Notices

Includes information published by Alcatel-Lucent Enterprise's Customer Support group.

- *Release Notes*

Includes critical Open Problem Reports, feature exceptions, and other important information on the features supported in the current release and any limitations to their support.

Technical Support

An Alcatel-Lucent service agreement brings your company the assurance of 7x24 no-excuses technical support. You'll also receive regular software updates to maintain and maximize your Alcatel-Lucent product's features and functionality and on-site hardware replacement through our global network of highly qualified service delivery partners.

With 24-hour access to Alcatel-Lucent Enterprise Service and Support web page, you'll be able to view and update any case (open or closed) that you have reported to Alcatel-Lucent Enterprise technical support, open a new case or access helpful release notes, technical bulletins, and manuals.

Access additional information on Alcatel-Lucent Enterprise Programs:

Web: businessportal.al-enterprise.com

Phone: 1-800-995-2696

Email: ebg_global_supportcenter@al-enterprise.com

1 Small Form-Factor Pluggables (SFP/SFP+/SFP28/QSFP+/QSFP28)

OmniSwitch Series switches use both copper-based and fiber-based optical Small Form Factor Pluggable transceivers. These transceivers are fully hot-swappable and are available for both short-reach and long-reach applications. Copper-based and fiber-based optical transceivers can be mixed on the same module.

In This Chapter

This chapter describes the technical specifications for all the OmniSwitch supported transceivers. For additional details about OmniSwitch modules, see the appropriate *OmniSwitch Hardware Guide*.

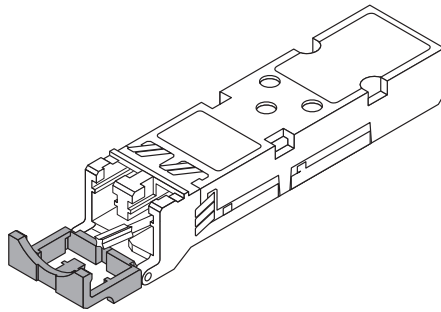
Transceiver specifications in this chapter include:

- SFP MSA Specifications. See [“SFP MSA Specification”](#) on page 1-2.
- Transceiver Installation. See [“Transceiver Installation and Removal”](#) on page 1-3.
- 40-Gigabit Fiber Optic Cable Overview. See [“40-Gigabit Fiber Optic Cables”](#) on page 1-6.
- Gigabit Ethernet Transceivers. See [“Gigabit Ethernet Transceivers”](#) on page 1-7.
- Dual Speed Ethernet Transceivers. See [“Dual Speed Ethernet Transceivers”](#) on page 1-14.
- 100-FX Ethernet Transceivers. See [“100 FX Ethernet Transceivers”](#) on page 1-16.
- 10-Gigabit SFP+ Transceivers. See [“10-Gigabit SFP+ Transceivers”](#) on page 1-20.
- 25-Gigabit SFP28 Transceivers. See [“25-Gigabit SFP28 Transceivers”](#) on page 1-27.
- 40-Gigabit QSFP+ Transceivers. See [“40-Gigabit QSFP+ Transceivers”](#) on page 1-30.
- 100-Gigabit QSFP28 Transceivers. See [“100-Gigabit QSFP28 Transceivers”](#) on page 1-36.
- Industrial Transceivers. See [“Industrial Transceivers”](#) on page 1-41.
- Fibre Channel Transceivers. See [“Fibre Channel Transceivers”](#) on page 1-39.
- GPON Transceivers. See [“GPON Transceivers”](#) on page 1-40.
- For a transceiver compatibility matrix, see [“Transceiver Compatibility Matrix”](#) on page 2-48.

SFP MSA Specification

The Small Form-Factor Pluggable (SFP) MSA (Multi Source Agreement) is a specification for a common interface for optical modular transceivers. The SFP connector consists of a 20-pin receptacle and an SFP housing cage. The connector provides the interface for the hot pluggable SFP module. Each SFP module contains a serial interface to provide identification information that describes the SFP capabilities, stand interfaces, manufacturer and other information.

For information on installing SFPs, refer to the documentation included with the transceiver.



This diagram is a representation only; the physical appearance of the actual module may vary slightly.

Small Form Factor Pluggable (SFP)

Transceiver Installation and Removal

Follow the instructions below for the appropriate transceiver type.

ESD Caution: Before handling the module, you must discharge all static electricity on your person to avoid Electrostatic Discharge (ESD) damage. If using a wrist strap, ensure that the wrist strap touches your skin. Attach the other end of the strap to the chassis. If your chassis provides a grounding lug, this can be used. Refer to your hardware user guide for details.

If using a wrist strap, ensure that the wrist strap touches your skin. Attach the other end of the strap to the chassis. If your chassis provides a grounding lug, this can be used. Refer to your hardware user guide for details.

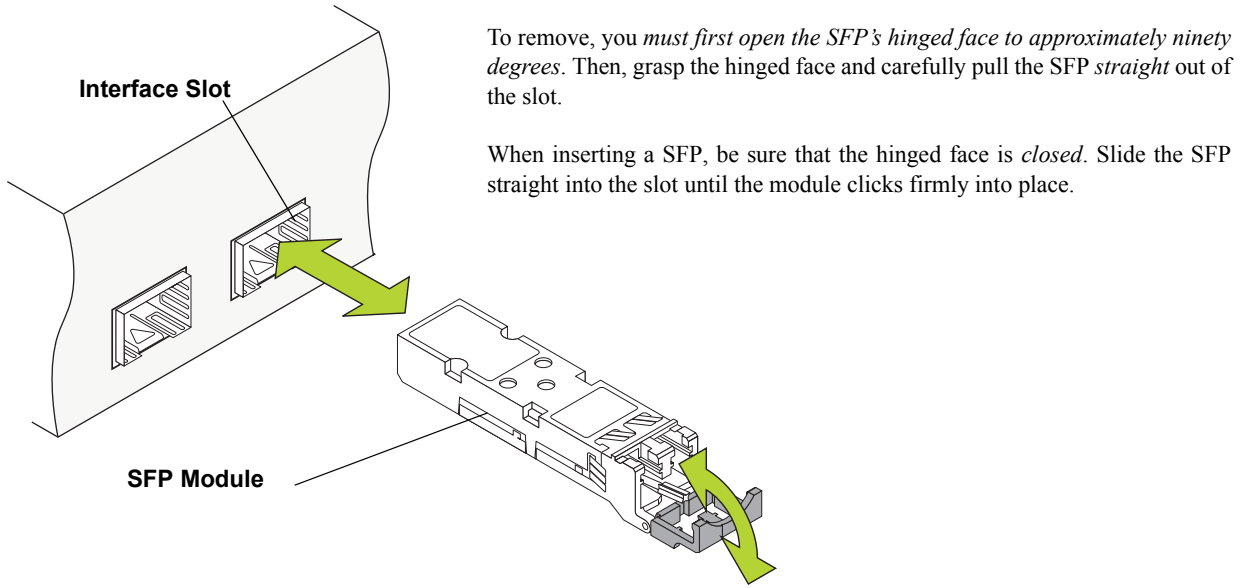
Dust Exposure: To reduce the risk of dust exposure and physical damage, be sure to replace the protective rubber cover (provided) when the SFP is not in use.

Eye Safety: SFP transceivers are international Class 1 laser products and are eye-safe devices *when operated within the limits of manufacturers' specifications*. Operating SFP transceivers in a manner inconsistent with intended usage and specification may result in hazardous radiation exposure.

Note: After removing a transceiver, wait for a minimum of 10 seconds before re-inserting any transceiver into the same port. This allows sufficient time for software to detect the removal of the transceiver.

Note: *Never force the transceiver in or out of the transceiver slot.*

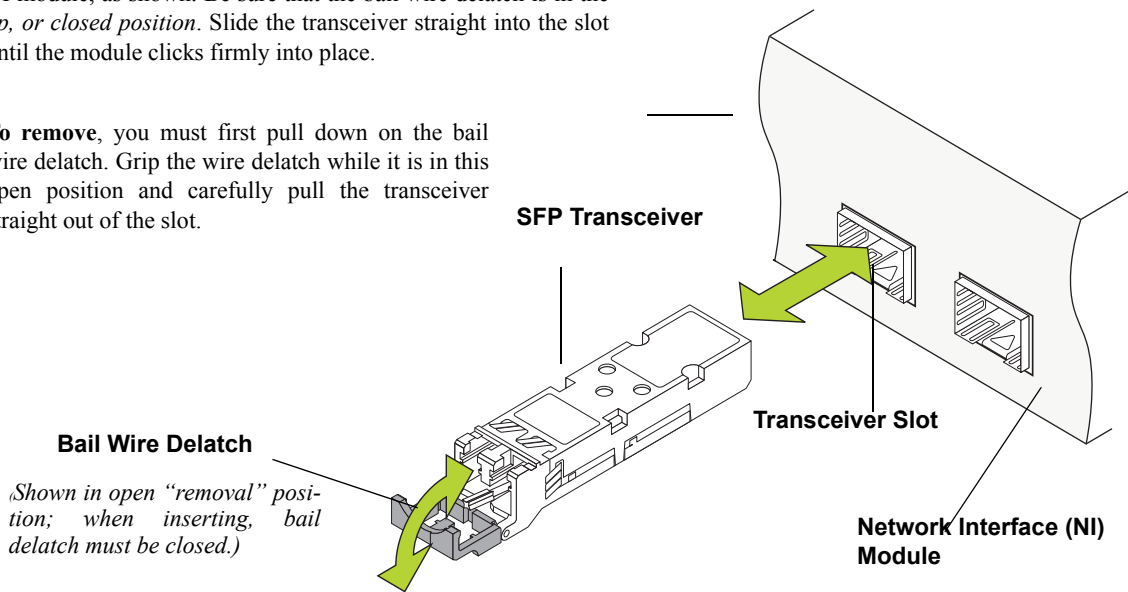
Note: *The design of the OS6865 chassis may result in a slight pressure on the transceiver cages. If the transceiver does not easily slide out of the slot, gently move the transceiver side-to-side while firmly pulling out.*



SFP - Hinged

To install, align the transceiver with the transceiver slot on the NI module, as shown. Be sure that the bail wire delatch is in the *up, or closed position*. Slide the transceiver straight into the slot until the module clicks firmly into place.

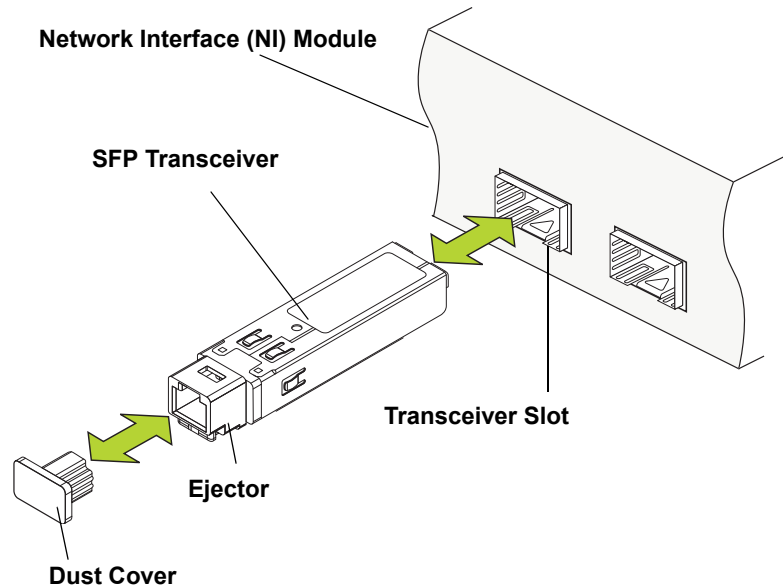
To remove, you must first pull down on the bail wire delatch. Grip the wire delatch while it is in this open position and carefully pull the transceiver straight out of the slot.



SFP - Bail Wire

To install, align the transceiver with the transceiver slot on the NI module, as shown. Carefully slide the transceiver back until it clicks into place; this is an indication that the connectors are firmly seated.

To remove, use the ejector tool (provided with each switch chassis) to push the transceiver's ejector button. The ejector button is located just below the transceiver port; refer to the diagram for more information. The transceiver will disengage from the connectors and eject slightly. Once disengaged, *use the clip end of the ejector tool* to carefully pull the transceiver straight out and away from the NI module.

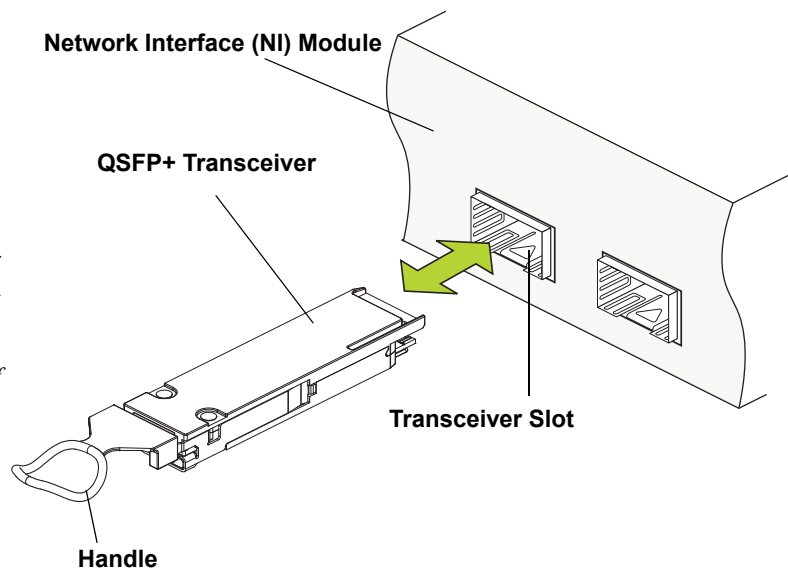


SFP - Ejector Button

To install, align the transceiver with the transceiver slot on the NI module, as shown. Carefully slide the transceiver back until it clicks into place; this is an indication that the connectors are firmly seated.

To remove, use the rubber or metal ejector handle and pull transceiver straight out and away from the NI module.

Note: *Never force the transceiver in or out of the transceiver slot.*



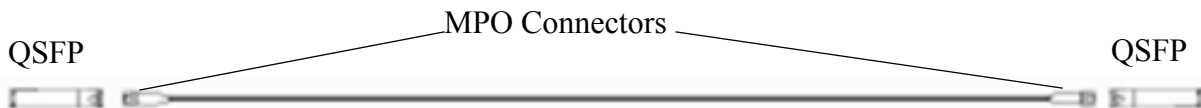
QSFP+ - Removal

40-Gigabit Fiber Optic Cables

QSFP to QSFP 40G Fiber Optic Cable

To directly connect two Omniswitches with a 40G transceiver, an MPO trunk cable can be used. The cable can have 8 or 12 fibers, however, the 40G standard only uses 8 fibers. The cable should be a Type-B cross-over cable. This type of cable should be used with the [QSFP-40G-SR](#) transceiver.

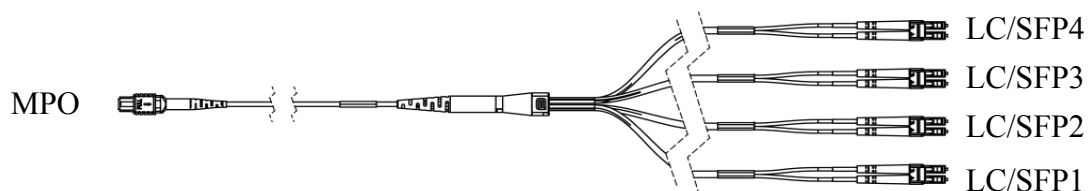
| | Fiber | 1 | 2 | 3 | 4 | 5-8 | 9 | 10 | 11 | 12 |
|--------|-------|-----|-----|-----|-----|-----|-----|-----|-----|-----|
| Type A | MPO1 | Tx1 | Tx2 | Tx3 | Tx4 | N/A | Rx4 | Rx3 | Rx2 | Rx1 |
| | MPO2 | Rx1 | Rx2 | Rx3 | Rx4 | N/A | Tx4 | Tx3 | Tx2 | Tx1 |
| Type B | Fiber | 1 | 2 | 3 | 4 | 5-8 | 9 | 10 | 11 | 12 |
| | MPO1 | Rx1 | Rx2 | Rx3 | Rx4 | N/A | Tx4 | Tx3 | Tx2 | Tx1 |
| | MPO2 | Tx1 | Tx2 | Tx3 | Tx4 | N/A | Rx4 | Rx3 | Rx2 | Rx1 |
| | Fiber | 12 | 11 | 10 | 9 | 5-8 | 4 | 3 | 2 | 1 |



Example Type B - MPO Cable Connection

QSFP to SFP+ Splitter Fiber Optic Cable

To connect a 40G transceiver to four 10G transceivers an MTP-LC splitter cable can be used. The MPO-LC cable has eight fibers that connect the 40G MPO connector to four 10G LC connectors. This type of cable should be used with the [QSFP-4X10G-SR](#) transceiver. The LC connectors can be manually rearranged to meet the necessary transmit/receive requirements.



Example MPO/LC Splitter Cable

Gigabit Ethernet Transceivers

SFP-GIG-SX

Gigabit SFP Optical Transceiver.

| | |
|-------------------------------|--|
| Connector Type | LC |
| Standards Supported | 802.3z, SFP MSA |
| Connections Supported | 1000Base-SX |
| Fiber Type | MMF |
| Wavelength | 850 nm |
| Optical Power Output | -9.0 to -2.5 dBm |
| Receiver Sensitivity | -17 dBm |
| Transmission Distance | ~300 m on 62.5/125 μ m ~550 m on 50/125 μ m |
| Operating Temperature | -20 °C to 85°C |
| Digital Diagnostic Monitoring | Supported |

SFP-GIG-LX

Gigabit SFP Optical Transceiver.

| | |
|-------------------------------|-----------------|
| Connector types | LC |
| Standards supported | 802.3z, SFP MSA |
| Connections supported | 1000Base-LX |
| Fiber Type | SMF |
| Wavelength | 1310 nm |
| Optical Power Output | -9.5 to -3 dBm |
| Receiver Sensitivity | -19 dBm |
| Transmission Distance | ~10 km |
| Operating Temperature | -40 °C to 85 °C |
| Digital Diagnostic Monitoring | Supported |

SFP-GIG-LH40

Gigabit SFP Optical Transceiver.

| | |
|-------------------------------|-----------------|
| Connector Type | LC |
| Standards Supported | 802.3z, SFP MSA |
| Connections Supported | 1000Base-LH40r |
| Fiber Type | SMF |
| Wavelength | 1310 nm |
| Optical Power Output | 0 to +5 dBm |
| Receiver Sensitivity | -22 dBm |
| Transmission Distance | ~40 km |
| Operating Temperature | -10 °C to 70 °C |
| Digital Diagnostic Monitoring | Supported |

SFP-GIG-LH70

Gigabit SFP Optical Transceiver.

| | |
|-------------------------------|-----------------|
| Connector Type | LC |
| Standards Supported | 802.3z, SFP MSA |
| Connections Supported | 1000Base-LH70 |
| Fiber Type | SMF |
| Wavelength | 1550 nm |
| Optical Power Output | 0 to +5 dBm |
| Receiver Sensitivity | -22 dBm |
| Transmission Distance | ~70 km |
| Operating Temperature | -10 °C to 70 °C |
| Digital Diagnostic Monitoring | Supported |

SFP-GIG-CWD

Coarse Wavelength Division Multiplexing (CWDM) is an optical transceiver supporting single-mode fiber over various wavelengths. CWDMs are hot-pluggable and are available for long-reach applications.

| | |
|-------------------------------|--|
| Connector Type | LC |
| Standards Supported | 802.3z, SFP MSA |
| Connections Supported | 1000Base-LX |
| Fiber Type | SMF |
| Wavelength | 1470, 1490, 1510, 1530, 1550, 1570, 1590, 1610 |
| Optical Power Output | -2 to +3 dBm |
| Receiver Sensitivity | -24 dBm |
| Transmission Distances | ~62 km |
| Operating Temperature | -5 °C to 70 °C |
| Digital Diagnostic Monitoring | Not Supported |

SFP-GIG-T

Gigabit SFP Copper Transceiver.

| | |
|-------------------------------|-------------------|
| Connector Type | RJ-45 |
| Standards Supported | 802.3z, SFP MSA |
| Connections supported | 10/100/1000Base-T |
| Cable Type | CAT5, CAT5e, CAT6 |
| Transmission Distance | ~100 m |
| Digital Diagnostic Monitoring | Not Supported |

SFP-1G-T

Gigabit SFP Copper Transceiver.

| | |
|-------------------------------|-------------------|
| Connector Type | RJ-45 |
| Standards Supported | 802.3ab, SFP MSA |
| Connections supported | 1000Base-T |
| Cable Type | CAT5, CAT5e, CAT6 |
| Transmission Distance | ~100 m |
| Operating Temperature | 0 °C to 70 °C |
| Digital Diagnostic Monitoring | Not Supported |

SFP-GIG-EXTND

Gigabit SFP Optical Transceiver.

| | |
|-------------------------------|----------------|
| Connector Type | LC |
| Standards Supported | 802.3, SFP MSA |
| Connections Supported | - |
| Fiber Type | MMF |
| Wavelength | 1310 nm |
| Saturation Power | 0 dBm |
| Transmission Distance | ~2 km |
| Operating Temperature | 0 °C to 70 °C |
| Digital Diagnostic Monitoring | Supported |

SFP-GIG-BX-D

Bi-Directional SFP Optical Transceiver.

| | |
|-------------------------------|---------------------------------------|
| Connector Type | LC |
| Standards Supported | 802.3ah, SFP MSA |
| Connections Supported | 1000Base-BX10 |
| Fiber Type | SMF |
| Wavelength | Transmit: 1490 nm Receive: 1310 nm |
| Average Power Output | -9 to -3 dBm |
| Receiver Sensitivity | -19.5 dBm |
| Transmission Distance | ~10 km |
| Operating Temperature | 0 °C to 70 °C |
| Digital Diagnostic Monitoring | Supported |
| Notes: | Designed for use with SFP-GIG-BX-U |

SFP-GIG-BX-U

Bi-Directional SFP Optical Transceiver.

| | |
|-----------------------|---------------------------------------|
| Connector Type | LC |
| Standards Supported | 802.3ah, SFP MSA |
| Connections Supported | 1000Base-BX10 |
| Fiber Type | SMF |
| Wavelength | Transmit: 1310 nm Receive: 1490 nm |

SFP-GIG-BX-U

Bi-Directional SFP Optical Transceiver.

| | |
|-------------------------------|------------------------------------|
| Average Power Output | -9 to -3 dBm |
| Receiver Sensitivity | -19.5 dBm |
| Transmission Distance | ~10 km |
| Operating Temperature | 0 °C to 70 °C |
| Digital Diagnostic Monitoring | Supported |
| Notes: | Designed for use with SFP-GIG-BX-D |

SFP-GIG-BX-D20

Bi-Directional SFP Optical Transceiver.

| | |
|-------------------------------|---------------------------------------|
| Connector Type | LC |
| Standards Supported | 802.3ah, SFP MSA |
| Connections Supported | 1000Base-BX20 |
| Fiber Type | SMF |
| Wavelength | Transmit: 1490 nm Receive: 1310 nm |
| Average Power Output | -8 to -3 dBm |
| Receiver Sensitivity | -23 dBm |
| Transmission Distance | ~20 km |
| Operating Temperature | -5 °C to 70 °C |
| Digital Diagnostic Monitoring | Supported |
| Notes: | Designed for use with SFP-GIG-BX-U20 |

SFP-GIG-BX-U20

Bi-Directional SFP Optical Transceiver.

| | |
|-----------------------|------------------|
| Connector Type | LC |
| Standards Supported | 802.3ah, SFP MSA |
| Connections Supported | 1000Base-BX20 |
| Fiber Type | SMF |

SFP-GIG-BX-U20

Bi-Directional SFP Optical Transceiver.

| | |
|-------------------------------|--------------------------------------|
| Wavelength | Transmit: 130 nm Receive: 1490 nm |
| Average Power Output | -8 to -3 dBm |
| Receiver Sensitivity | -23 dBm |
| Transmission Distance | ~20 km |
| Operating Temperature | -5 °C to 70 °C |
| Digital Diagnostic Monitoring | Supported |
| Notes: | Designed for use with SFP-GIG-BX-D20 |

SFP-GIG-BX-D40

Bi-Directional SFP Optical Transceiver.

| | |
|-------------------------------|---------------------------------------|
| Connector Type | LC |
| Standards Supported | 802.3ah, SFP MSA |
| Connections Supported | 1000Base-BX40 |
| Fiber Type | SMF |
| Wavelength | Transmit: 1490 nm Receive: 1310 nm |
| Average Power Output | -2 to +3 dBm |
| Receiver Sensitivity | -23 dBm |
| Transmission Distance | ~40 km |
| Operating Temperature | -5 °C to 70 °C |
| Digital Diagnostic Monitoring | Supported |
| Notes: | Designed for use with SFP-GIG-BX-U40 |

SFP-GIG-BX-U40

Bi-Directional SFP Optical Transceiver.

| | |
|-------------------------------|---------------------------------------|
| Connector Type | LC |
| Standards Supported | 802.3ah, SFP MSA |
| Connections Supported | 1000Base-BX20 |
| Fiber Type | SMF |
| Wavelength | Transmit: 1310 nm Receive: 1490 nm |
| Average Power Output | -2 to +3 dBm |
| Receiver Sensitivity | -23 dBm |
| Transmission Distance | ~40 km |
| Operating Temperature | -5 °C to 70 °C |
| Digital Diagnostic Monitoring | Supported |
| Notes: | Designed for use with SFP-GIG-BX-D40 |

Dual Speed Ethernet Transceivers

SFP-DUAL-MM

SFP-DUAL-MM-N

Dual speed Optical Transceiver.

| | |
|-------------------------------|--|
| Connector Type | LC |
| Standards Supported | 802.3ah, SFP MSA |
| Connections Supported | 100Base-FX, 1000Base-LX |
| Fiber Type | MMF |
| Wavelength | 1310 nm |
| Average Power Output | 100Base-FX: -20 to -14 dBm 1000Base-LX: -11.5 to -3 dBm |
| Receiver Sensitivity | 100Base-FX: -28 dBm 1000Base-LX: -22 dBm |
| Transmission Distance | 550 m at 1.25 Gbps 2 km at 125 Mbps |
| Operating Temperature | -5 °C to 70 °C |
| Digital Diagnostic Monitoring | Supported |

SFP-DUAL-SM10

Dual speed Optical Transceiver.

| | |
|-------------------------------|--|
| Connector Type | LC |
| Standards Supported | 802.3z, 802.3ah, SFP MSA |
| Connections Supported | 100Base-FX, 1000Base-LX |
| Fiber Type | SMF |
| Wavelength | 1310 nm |
| Average Power Output | 100Base-FX: -15 to -8 dBm 1000Base-LX: -9.5 to -3 dBm |
| Receiver Sensitivity | 100Base-FX: -28 dBm 1000Base-LX: -22 dBm |
| Transmission Distance | ~10 km |
| Operating Temperature | 0 °C to 70 °C |
| Digital Diagnostic Monitoring | Not Supported |

SFP-DUAL-BX-D

Dual speed Optical Transceiver.

| | |
|-------------------------------|---------------------------------------|
| Connector Type | LC |
| Standards Supported | 802.3z, 802.3ah, SFP MSA |
| Connections Supported | 1000BASE-BX10-D |
| Fiber Type | SMF |
| Wavelength | Transmit: 1550 nm Receive: 1310 nm |
| Average Power Output | -9 to -3 dBm |
| Receiver Sensitivity | -18.7 dBm |
| Transmission Distance | ~10 km |
| Operating Temperature | -5 °C to 70 °C |
| Digital Diagnostic Monitoring | Supported |

SFP-DUAL-BX-U

Dual speed Optical Transceiver.

| | |
|-------------------------------|---------------------------------------|
| Connector Type | LC |
| Standards Supported | 802.3z, 802.3ah, SFP MSA |
| Connections Supported | 1000BASE-BX10-U |
| Fiber Type | SMF |
| Wavelength | Transmit: 1310 nm Receive: 1550 nm |
| Average Power Output | -9 to -3 dBm |
| Receiver Sensitivity | -18.7 dBm |
| Transmission Distance | ~10 km |
| Operating Temperature | -5 °C to 70 °C |
| Digital Diagnostic Monitoring | Supported |

100 FX Ethernet Transceivers

SFP-100-BX20LT

Bi-Directional SFP Optical Transceiver.

| | |
|-------------------------------|---------------------------------------|
| Connector Type | SC |
| Standards Supported | 802.3ah, SFP MSA, ITU-T G.983 |
| Connections Supported | 100Base-BX |
| Fiber Type | SMF |
| Wavelength | Transmit: 1550 nm Receive: 1310 nm |
| Average Power Output | -14 to -8 dBm |
| Receiver Sensitivity | -32 dBm |
| Transmission Distance | ~20 km |
| Operating Temperature | 0 °C to 70 °C |
| Digital Diagnostic Monitoring | Supported |
| Notes: | Designed for use with SFP-100-BX20NU. |

SFP-100-BX20NU

Bi-Directional SFP Optical Transceiver.

| | |
|-------------------------------|---------------------------------------|
| Connector Type | SC |
| Standards Supported | 802.3ah, SFP MSA, ITU-T G.983 |
| Connections Supported | 100Base-BX |
| Fiber Type | SMF |
| Wavelength | Transmit: 1310 nm Receive: 1550 nm |
| Average Power Output | -14 to -8 dBm |
| Receiver Sensitivity | -32 dBm |
| Transmission Distance | ~20 km |
| Operating Temperature | 0 °C to 70 °C |
| Digital Diagnostic Monitoring | Supported |
| Notes: | Designed for use with SFP-100-BX20LT. |

SFP-100-BXLC-D

Bi-Directional SFP Optical Transceiver.

| | |
|-------------------------------|---------------------------------------|
| Connector Type | LC |
| Standards Supported | 802.3ah, SFP MSA, ITU-T G.983 |
| Connections Supported | 100Base-BX |
| Fiber Type | SMF |
| Wavelength | Transmit: 1550 nm Receive: 1310 nm |
| Average Power Output | -14 to -8 dBm |
| Receiver Sensitivity | -32 dBm |
| Transmission Distance | ~20 km |
| Operating Temperature | 0 °C to 70 °C |
| Digital Diagnostic Monitoring | Supported |
| Notes: | Designed for use with SFP-100-BXLC-U |

SFP-100-BXLC-U

Bi-Directional SFP Optical Transceiver.

| | |
|-------------------------------|---------------------------------------|
| Connector Type | LC |
| Standards Supported | 802.3ah, SFP MSA, ITU-T G.983 |
| Connections Supported | 100Base-BX |
| Fiber Type | SMF |
| Wavelength | Transmit: 1310 nm Receive: 1550 nm |
| Average Power Output | -14 to -8 dBm |
| Receiver Sensitivity | -32 dBm |
| Transmission Distance | ~20 km |
| Operating Temperature | 0 °C to 70 °C |
| Digital Diagnostic Monitoring | Supported |
| Notes: | Designed for use with SFP-100-BXLC-D |

SFP-100-LC-MM

SFP Optical Transceiver.

| | |
|-------------------------------|---|
| Connector Type | LC |
| Standards Supported | 802.3u, SFP MSA |
| Connections supported | 100Base-FX |
| Fiber Type | MMF |
| Wavelength | 1310 nm |
| Optical Power Output | -19 to -14 dBm on 62.5/125 μ m -22 to 14 dBm on 50/125 μ m |
| Transmission Distance | ~2 km on 62.5/125 μ m ~2 km on 50/125 μ m |
| Operating Temperature | 0 °C to 70 °C |
| Digital Diagnostic Monitoring | Not Supported |

SFP-100-LC-SM15

SFP Optical Transceiver.

| | |
|-------------------------------|-----------------|
| Connector Type | LC |
| Standards Supported | 802.3u, SFP MSA |
| Connections Supported | 100Base-FX |
| Fiber Type | SMF |
| Wavelength (nm) | 1310 nm |
| Optical Power Output | -15 to -8 dBm |
| Receiver Sensitivity | -34 dBm |
| Transmission Distance | ~15 km |
| Operating Temperature | 0 °C to 70 °C |
| Digital Diagnostic Monitoring | Not Supported |

SFP-100-LC-SM40

SFP Optical Transceiver.

| | |
|----------------|----|
| Connector Type | LC |
|----------------|----|

SFP-100-LC-SM40

SFP Optical Transceiver.

| | |
|-------------------------------|-----------------|
| Standards Supported | 802.3u, SFP MSA |
| Connections Supported | 100Base-FX |
| Fiber Type | SMF |
| Wavelength | 1310 nm |
| Optical Power Output | -15 to -8 dBm |
| Receiver Sensitivity | -34 dBm |
| Transmission Distances | ~40 km |
| Operating Temperature | 0 °C to 70 °C |
| Digital Diagnostic Monitoring | Not Supported |

10-Gigabit SFP+ Transceivers

SFP-10G-SR

10-Gigabit SFP+ Optical Transceiver.

| | |
|-------------------------------|------------------|
| Connector Type | LC |
| Standards Supported | 802.3 Clause 52 |
| Connections supported | 10GBase-SR |
| Fiber Type | MMF |
| Wavelength | 850 nm |
| Optical Power Output | -7.3 to -3.0 dBm |
| Receiver Sensitivity | -11.1 dBm |
| Transmission Distance | ~ 300 m |
| Operating Temperature | -5 °C to 70°C |
| Maximum Power Consumption | 1 W |
| Digital Diagnostic Monitoring | Supported |

SFP-10G-LR

10-Gigabit SFP+ Optical Transceiver.

| | |
|-------------------------------|-----------------|
| Connector Type | LC |
| Standards Supported | 802.3 Clause 52 |
| Connections supported | 10GBase-LR |
| Fiber Type | SMF |
| Wavelength | 1310 nm |
| Optical Power Output | -8.2 to 0.5 dBm |
| Receiver Sensitivity | -10.3 dBm |
| Transmission Distance | ~ 10 km |
| Operating Temperature | -5 °C to 70°C |
| Maximum Power Consumption | 1 W |
| Digital Diagnostic Monitoring | Supported |

SFP-10G-ER

10-Gigabit SFP+ Optical Transceiver.

| | |
|-------------------------------|-----------------|
| Connector Type | LC |
| Standards Supported | 802.3ae |
| Connections supported | 10GBase-E |
| Fiber Type | SMF |
| Wavelength | 1550 nm |
| Optical Power Output | -4.7 to 4.0 dBm |
| Receiver Sensitivity | -14.1 dBm |
| Transmission Distance | ~ 40 km |
| Operating Temperature | -5 °C to 70 °C |
| Maximum Power Consumption | 1.5 W |
| Digital Diagnostic Monitoring | Supported |

SFP-10G-LRM

10-Gigabit SFP+ Optical Transceiver.

| | |
|-------------------------------|----------------|
| Connector Type | LC |
| Standards Supported | 802.3aq |
| Connections supported | 10GBase-LRM |
| Fiber Type | MMF |
| Wavelength | 1310 nm |
| Optical Power Output | -4.5 to 1.5dBm |
| Receiver Sensitivity | -6.5 dBm |
| Transmission Distance | ~ 220 m |
| Operating Temperature | -5 °C to 70°C |
| Maximum Power Consumption | 1 Watt |
| Digital Diagnostic Monitoring | Supported |

SFP-10G-ZR

10-Gigabit SFP+ Optical Transceiver.

| | |
|-----------------------|------------|
| Connector Type | LC |
| Standards Supported | 802.3ae |
| Connections supported | 10GBase-ZR |
| Fiber Type | SMF |

SFP-10G-ZR

10-Gigabit SFP+ Optical Transceiver.

| | |
|-------------------------------|---------------|
| Wavelength | 1550 nm |
| Optical Power Output | 0 to +4 dBm |
| Receiver Sensitivity | -24 dBm |
| Transmission Distance | ~ 80 km |
| Operating Temperature | 0 °C to 70 °C |
| Maximum Power Consumption | 1.2 W |
| Digital Diagnostic Monitoring | Supported |

SFP-10G-T

10-Gigabit SFP+ Copper Transceiver.

| | |
|-------------------------------|----------------|
| Connector Type | RJ-45 |
| Standards Supported | 802.3az |
| Connections supported | 10GBaseT |
| Cable Type | CAT6a/7 |
| Transmission Distance | ~30 m |
| Operating Temperature | -5 °C to 85°C |
| Maximum Power Consumption | 2.5W max @ 30m |
| Digital Diagnostic Monitoring | Not Supported |

SFP-10G-C

10-Gigabit SFP+ Direct Attach Copper Cable.

| | |
|-------------------------------|-------------------------|
| Connector Type | Direct Attached Copper |
| Standards Supported | 802.3ae, SFF-8431 |
| Cable Length | 1m, 3m, 7m ¹ |
| Wire Gauge | 24AWG |
| Bend Radius | 1.25 in. |
| Digital Diagnostic Monitoring | Not Supported |

1. Check for availability of additional supported lengths.

SFP-10G-24DWD80

10-Gigabit SFP+ Optical Transceiver.

| | |
|-------------------------------|--------------|
| Connector Type | LC |
| Standards Supported | 802.3ae |
| Connections supported | 10GBase-ZR |
| Fiber Type | SMF |
| Wavelength | 1558.17 nm |
| Optical Power Output | 0 to 5dBm |
| Receiver Sensitivity | -23 dBm |
| Transmission Distance | ~ 80 km |
| Operating Temperature | -5°C to 70°C |
| Maximum Power Consumption | 1.2 Watt |
| Digital Diagnostic Monitoring | Supported |

SFP-10G-GIG-SR

10-Gigabit SFP+ Optical Transceiver.

| | |
|-------------------------------|--|
| Connector Type | LC |
| Standards Supported | 802.3-2005 |
| Connections supported | 10GBase-SR/SW, 1000Base-SX |
| Fiber Type | MMF |
| Wavelength | 850 nm |
| Optical Power Output | -5 to -1 @ 10G -9.5 to -1dBm @ 1G |
| Receiver Sensitivity | -11.1 dBm @ 10G -17 dBm @ 1G |
| Transmission Distance | OM1: ~33m @ 10G, ~275m @ 1G OM2: ~82m @ 10G, ~550m @ 1G OM3: ~300m @ 10G, ~550m @ 1G |
| Operating Temperature | 0°C to 70°C |
| Maximum Power Consumption | <1.0 Watt |
| Digital Diagnostic Monitoring | Supported |

SFP-10G-GIG-LR

10-Gigabit SFP+ Optical Transceiver.

| | |
|-------------------------------|--|
| Connector Type | LC |
| Standards Supported | 802.3-2005 |
| Connections supported | 10GBase-LR/LW, 1000Base-LX |
| Fiber Type | SMF |
| Wavelength | 1310 nm |
| Optical Power Output | -8.2 to +5 dBm @ 10G -11 to -3 dBm @ 1G |
| Receiver Sensitivity | -12.6 dBm @ 10G -19 dBm @ 1G |
| Transmission Distance | ~10 km |
| Operating Temperature | -5°C to 70°C |
| Maximum Power Consumption | <1.0 Watt |
| Digital Diagnostic Monitoring | Supported |

SFP-10G-BX-D

Bi-Directional SFP+ Optical Transceiver.

| | |
|-------------------------------|--|
| Connector Type | LC |
| Standards Supported | SFP MSA |
| Connections Supported | 10GBase-LR |
| Fiber Type | SMF |
| Wavelength | Transmit: 1330 nm Receive: 1270 nm |
| Average Power Output | -2 to +3 dBm |
| Receiver Sensitivity | -13 dBm |
| Transmission Distance | ~10 km |
| Operating Temperature | 0 °C to 70 °C |
| Digital Diagnostic Monitoring | Supported |
| Notes: | - Designed for use with SFP-10G-BX-U. - Does not support VFL connections. |

SFP-10G-BX-U

Bi-Directional SFP+ Optical Transceiver.

| | |
|-------------------------------|--|
| Connector Type | LC |
| Standards Supported | SFP MSA |
| Connections Supported | 10GBase-LR |
| Fiber Type | SMF |
| Wavelength | Transmit: 1270 nm Receive: 1330 nm |
| Average Power Output | -2 to +3 dBm |
| Receiver Sensitivity | -13 dBm |
| Transmission Distance | ~10 km |
| Operating Temperature | 0 °C to 70 °C |
| Digital Diagnostic Monitoring | Supported |
| Notes: | - Designed for use with SFP-10G-BX-D. - Does not support VFL connections. |

SFP-10G-CWDM

10-Gigabit CWDM SFP+ transceiver.

| | |
|-------------------------------|---------------------------------------|
| Connector Type | LC |
| Standards Supported | SFP MSA, SFF-8472, SFF-8431, SFF-8432 |
| Connections Supported | 10GBASE-ER/EW |
| Fiber Type | SMF |
| Wavelength | 1551 nm |
| Average Power Output | -1 to +4 dBm |
| Receiver Sensitivity | -16 dBm |
| Transmission Distance | 40 km |
| Operating Temperature | -40°C to 85°C |
| Maximum Power Consumption | <2.3 Watt |
| Digital Diagnostic Monitoring | Supported |

25-Gigabit SFP28 Transceivers

CAUTION - CLASS 1M LASER RADIATION WHEN OPEN. DO NOT VIEW DIRECTLY WITH OPTICAL INSTRUMENTS.

SFP-25G-SR

25-Gigabit SFP28 Optical Transceiver.

| | |
|---------------------------------|---|
| Connector Type | LC |
| Compliant/Compatible* Standards | 802.3by, SFP MSA, SFF-8472/8402/8432*/8431* |
| Applications | 25GE SR, 100G SR4 fan out to 4x25GE SR, eCPRI |
| Fiber Type | MMF |
| Wavelength | 850 nm |
| Optical Power Output | -8.4 to +2.4 dBm |
| Receiver Sensitivity | -5.2 dBm |
| Transmission Distance | OM2 - ~20 m OM3 - ~70 m OM4 - ~100 m |
| Operating Temperature | 0 °C to 70°C |
| Maximum Power Consumption | 1.2 W |
| Digital Diagnostic Monitoring | Supported |

SFP-25G-LR

25-Gigabit SFP28 Optical Transceiver.

| | |
|---------------------------------|--|
| Connector Type | LC |
| Compliant/Compatible* Standards | 802.3by, SFP MSA, SFF-8472/8432*/8431* |
| Applications | 25GE LR |
| Fiber Type | SMF |
| Wavelength | 1310 nm |
| Optical Power Output | -7 to +2 dBm |
| Receiver Sensitivity | -11.3 dBm |
| Transmission Distance | ~10 km |
| Operating Temperature | 0 °C to 70°C |
| Maximum Power Consumption | 1.5 |
| Digital Diagnostic Monitoring | Supported |

SFP-25G-CLR

25-Gigabit SFP28 Optical Transceiver.

| | |
|--------------------------------|----------------------------------|
| Connector Type | LC |
| Compliant/Compatible Standards | SFP28 MSA, SFF-8431 and SFF-8432 |
| Applications | 25G Base-LR, CPRI 25G, OTU4 |
| Fiber Type | SMF |
| Wavelength | 1310 nm |
| Optical Power Output | -5.0 to +3.0 dBm |
| Receiver Sensitivity | -10.3 dBm |
| Transmission Distance | 2 km |
| Operating Temperature | 0 °C to 70°C |
| Maximum Power Consumption | 1.5 W |
| Digital Diagnostic Monitoring | Supported |

SFP-25G-A20M

25-Gigabit SFP28 Active Optical Cable.

| | |
|-----------------------------------|---------------------|
| Connector Type | Direct Attached |
| Compliant / Compatible* Standards | SFF-8431, SFF-8432* |
| Transmission Distance | 20 m |
| Operating Temperature | 0 °C to 70°C |
| Maximum Power Consumption | - |
| Digital Diagnostic Monitoring | Supported |

SFP-25G-C

25-Gigabit SFP28 Direct Attach Copper Cable.

| | |
|---------------------|------------------------|
| Connector Type | Direct Attached Copper |
| Standards Supported | 802.3by |
| Cable Length | 1m, 3m, 5m |
| Wire Gauge | 26-30 AWG |
| Bend Radius | 35 mm |

SFP-25G-C

25-Gigabit SFP28 Direct Attach Copper Cable.

Digital Diagnostic Monitoring Not Supported

40-Gigabit QSFP+ Transceivers

CAUTION - CLASS 1M LASER RADIATION WHEN OPEN. DO NOT VIEW DIRECTLY WITH OPTICAL INSTRUMENTS.

QSFP-40G-SR

Four channel 40-Gigabit QSFP+ Optical Transceiver.

| | |
|-------------------------------|-------------------------------|
| Connector Type | MPO |
| Standards Supported | 802.3ba, QSFP+ MSA |
| Connections supported | 40GBase-SR4 |
| Fiber Type | MMF |
| Wavelength | 850 nm |
| Optical Power Output | -7.6 to +2.4 dBm |
| Receiver Sensitivity | -5.4 dBm |
| Transmission Distance | OM3 - ~ 100 m OM4 - ~150 m |
| Operating Temperature | 0 °C to 70°C |
| Maximum Power Consumption | 1.5 W |
| Digital Diagnostic Monitoring | Supported ¹ |

QSFP-40G-SR-BD

Dual channel 40-Gigabit QSFP+ Optical Transceiver.

| | |
|-------------------------------|-----------------------------------|
| Connector Type | LC |
| Standards Supported | 802.3ba-2010, QSFP+ MSA |
| Connections supported | 40GBase-SR4 |
| Fiber Type | MMF |
| Wavelength | 850 / 900 nm |
| Optical Power Output | -4.0 to +5.0 dBm |
| Receiver Sensitivity | -7.1 / -7.7 dBm |
| Transmission Distance | OM3 - ~ 100 m OM4 - ~150 m |
| Operating Temperature | 10 °C to 70°C |
| Maximum Power Consumption | 3.5 W |
| Digital Diagnostic Monitoring | Not Supported |
| Notes: | Does not support VFL connections. |

QSFP-40G-LR

Four channel 40-Gigabit QSFP+ Optical Transceiver.

| | |
|-------------------------------|--|
| Connector Type | LC |
| Standards Supported | 802.3ba, QSFP+ MSA |
| Connections supported | 40GBase-LR4 |
| Fiber Type | SMF |
| Wavelength(nm) | 1264.5 – 1277.5 1284.5 – 1297.5 1304.5 – 1317.5 1324.5 – 1337.5 |
| Optical Power Output | -7.0 to +2.3 dBm |
| Receiver Sensitivity | -11.5 dBm |
| Transmission Distance | 10 km |
| Operating Temperature | 0 °C to 70°C |
| Maximum Power Consumption | < 3.5 W |
| Digital Diagnostic Monitoring | Supported ¹ |

1. Supports the DDM parameters of Voltage (V), Temperature (T), Current (mA) and Input (dBm). If the threshold values of the transceiver are '0' then NS will be displayed in the DDM output display.

QSFP-40G-ER

Four channel 40-Gigabit QSFP+ Optical Transceiver.

| | |
|-------------------------------|--|
| Connector Type | LC |
| Standards Supported | 802.3bm, QSFP+ MSA |
| Connections supported | 40GBase-ER4 |
| Fiber Type | SMF |
| Wavelength (nm) | 1264.5 – 1277.5 1284.5 – 1297.5 1304.5 – 1317.5 1324.5 – 1337.5 |
| Optical Power Output | -2.7 to +4.5 dBm |
| Receiver Sensitivity | -19.0 dBm |
| Transmission Distance | 40 km |
| Operating Temperature | 0 °C to 70°C |
| Maximum Power Consumption | < 3.5 W |
| Digital Diagnostic Monitoring | Supported ¹ |

QSFP-40G-LM4

Four channel 40-Gigabit QSFP+ Optical Transceiver.

| | |
|-------------------------------|--|
| Connector Type | LC |
| Standards Supported | 802.3ba, QSFP+ MSA |
| Connections supported | 40GBase-LM4 |
| Fiber Type | MMF |
| Wavelength (nm) | 1264.5 – 1277.5 1284.5 – 1297.5 1304.5 – 1317.5 1324.5 – 1337.5 |
| Optical Power Output | -7.0 to +4.3 dBm |
| Receiver Sensitivity | -10.5 dBm |
| Transmission Distance | OM3 - ~ 140 m OM4 - ~160 m |
| Operating Temperature | 0 °C to 70°C |
| Maximum Power Consumption | 3.5 W |
| Digital Diagnostic Monitoring | Supported |

QSFP-40G-CLR

Four channel 40-Gigabit QSFP+ Optical Transceiver.

| | |
|-------------------------------|--|
| Connector Type | LC |
| Standards Supported | 802.3ba, QSFP+ MSA |
| Connections supported | 40GBase-LR4 |
| Fiber Type | SMF |
| Wavelength (nm) | 1264.5 – 1277.5 1284.5 – 1297.5 1304.5 – 1317.5 1324.5 – 1337.5 |
| Optical Power Output | -10.0 to +2.3 dBm |
| Receiver Sensitivity | -10.5 dBm |
| Transmission Distance | 2 km |
| Operating Temperature | 0 °C to 70°C |
| Maximum Power Consumption | 2.5 W |
| Digital Diagnostic Monitoring | Supported |

QSFP-40G-C

Four channel 40-Gigabit QSFP+ Direct Attach Copper Cable

| | |
|-------------------------------|-----------------------------------|
| Connector Type | Direct Attached Copper |
| Standards Supported | 802.3ba, QSFP+ MSA |
| Cable Length | 40cm, 1m, 3m, 7m ^{1,2,3} |
| Wire Gauge | 26AWG |
| Bend Radius | 1.69 in. |
| Digital Diagnostic Monitoring | Not Supported |

1. Check for availability of lengths.
2. The QSFP-40G-C7M (7m) cable has been verified for proper operation when connected between OmniSwitch products. When connecting this cable between an OmniSwitch and other vendors' equipment, it's recommended to verify proper operation prior to network deployment.
3. When connecting any QSFP-40G-C direct attached transceiver between the OS9900 and the OS6900, auto-negotiation must be disabled on the OS9900 port.

QSFP-4X10G-SR

Four channel 40-Gigabit QSFP+ Optical Transceiver. Connects a single 40G QSFP+ port to four 10G SFP+ ports

| | |
|-------------------------------|-------------------------------|
| Connector Type | MPO |
| Standards Supported | 802.3ba, 802.3ae, QSFP+ MSA |
| Connections supported | 40GBase-SR4, 10GBase-SR |
| Fiber Type | MMF |
| Wavelength | 850 nm |
| Optical Power Output | -7.5 to +0.5 dBm |
| Receiver Sensitivity | -7.5 dBm (SRS) |
| Transmission Distance | OM3 - ~ 300 m OM4 - ~400 m |
| Operating Temperature | 0 °C to 70°C |
| Maximum Power Consumption | 1.5 W |
| Digital Diagnostic Monitoring | Supported |

QSFP-4X10G-C

Four channel 40-Gigabit QSFP+ Direct Attached Copper Splitter Cable. Connects a single 40G QSFP+ port to four 10G SFP+ ports.

| | |
|-------------------------------|---------------------------------------|
| Connector Type | Direct Attached Copper Splitter Cable |
| Cable Length | 1m, 3m, 5m |
| Digital Diagnostic Monitoring | Not Supported |

QSFP-40G-AOC20M

Four channel 40-Gigabit QSFP+ active optical cable.

| | |
|--------------------------------|--------------------|
| Connector Type | Direct attached |
| Standards Supported | 802.3ba, QSFP+ MSA |
| Connections supported | 40GBase-SR4 |
| Cable Length | 20 m |
| Bend Radius | 45 mm |
| Operating Temperature | 0 °C to 70°C |
| Maximum Power Consumption | < 1.3 W |
| Digital Diagnostics Monitoring | Supported |

OS6860-CBL-100

20-Gigabit QSFP+ direct attached copper transceiver.

| | |
|--------------------------------|------------------------|
| Connector Type | Direct Attached Copper |
| Standards Supported | 802.3ba, QSFP+ MSA |
| Cable Length | 1m |
| Wire Gauge | 26AWG |
| Bend Radius | 1.69 in. |
| Digital Diagnostics Monitoring | Not Supported |

OS6860-CBL-300

20-Gigabit QSFP+ direct attached copper transceiver.

| | |
|---------------------|------------------------|
| Connector Type | Direct Attached Copper |
| Standards Supported | 802.3ba, QSFP+ MSA |
| Cable Length | 3m |
| Wire Gauge | 26AWG |

OS6860-CBL-300

20-Gigabit QSFP+ direct attached copper transceiver.

| | |
|--------------------------------|---------------|
| Bend Radius | 1.69 in. |
| Digital Diagnostics Monitoring | Not Supported |

OS6860-CBL-40

20-Gigabit QSFP+ direct attached copper transceiver.

| | |
|--------------------------------|------------------------|
| Connector Type | Direct Attached Copper |
| Standards Supported | 802.3ba, QSFP+ MSA |
| Cable Length | 40cm |
| Wire Gauge | 26AWG |
| Bend Radius | 1.69 in. |
| Digital Diagnostics Monitoring | Not Supported |

100-Gigabit QSFP28 Transceivers

QSFP-100G-SR4

Four channel 100-Gigabit QSFP28 Optical Transceiver.

| | |
|-------------------------------|------------------------------|
| Connector Type | MPO12 |
| Standards Supported | 802.3bm, QSFP28 MSA |
| Connections supported | 100GBase-SR4 |
| Fiber Type | MMF |
| Wavelength | 850 nm |
| Optical Power Output | -8.4 to +2.4 dBm |
| Receiver Sensitivity | -7.2 dBm |
| Transmission Distance | OM3 - ~ 70 m OM4 - ~100 m |
| Operating Temperature | 0 °C to 70°C |
| Maximum Power Consumption | 3.5 W |
| Digital Diagnostic Monitoring | Supported |

QSFP-100G-LR4

Four channel 100-Gigabit QSFP28 Optical Transceiver.

| | |
|-------------------------------|--|
| Connector Type | LC |
| Standards Supported | 802.3ba, QSFP28 MSA |
| Connections supported | 100GBase-LR4 |
| Fiber Type | SMF |
| Wavelength (nm) | 1294.53 – 1296.59 1299.02 – 1301.09 1303.54 – 1305.63 1308.09 – 1310.19 |
| Optical Power Output | -4.3 to +4.5 dBm |
| Receiver Sensitivity | -8.6 dBm |
| Transmission Distance | 10 km |
| Operating Temperature | 0 °C to 70°C |
| Maximum Power Consumption | 3.5 W |
| Digital Diagnostic Monitoring | Supported |

QSFP-100G-CLR4

Four channel 100-Gigabit QSFP28 Optical Transceiver.

| | |
|-------------------------------|--|
| Connector Type | LC |
| Standards Supported | 802.3ba, QSFP28 MSA |
| Connections supported | 100GBase-LR4 Lite |
| Fiber Type | SMF |
| Wavelength (nm) | 1294.53 – 1296.59 1299.02 – 1301.09 1303.54 – 1305.63 1308.09 – 1310.19 |
| Optical Power Output | -6.0 to +4.5 dBm |
| Receiver Sensitivity | -8.4 dBm |
| Transmission Distance | 2 km |
| Operating Temperature | 0 °C to 70°C |
| Maximum Power Consumption | 3.5 W |
| Digital Diagnostic Monitoring | Supported |

QSFP-100G-A20M

Four channel 100-Gigabit QSFP28 Active Optical Cable.

| | |
|-------------------------------|---|
| Connector Type | Direct Attached |
| Fiber Type | MMF |
| Transmission Distance | 20 m |
| Operating Temperature | 0 °C to 70°C |
| Maximum Power Consumption | 3.5 W |
| Digital Diagnostic Monitoring | Not Supported |
| Notes: | Auto-negotiation should be disabled and FEC configured to RS. |

QSFP-100G-CWDM4

Four channel 100-Gigabit QSFP28 Optical Transceiver.

| | |
|-------------------------------|--|
| Connector Type | LC |
| Standards Supported | 802.3bm, QSFP28 MSA |
| Connections supported | MPO12 |
| Fiber Type | SMF |
| Wavelength (nm) | 1264.5 – 1277.5 1284.5 – 1297.5 1304.5 – 1317.5 1324.5 – 1337.5 |
| Optical Power Output | -4.0 to +2.5 dBm |
| Receiver Sensitivity | -10 dBm |
| Transmission Distance | 2 km |
| Operating Temperature | 0 °C to 70°C |
| Maximum Power Consumption | 3.5 W |
| Digital Diagnostic Monitoring | Supported |

QSFP-100G-C

Four channel 100-Gigabit QSFP28 Direct Attached Copper Cable.

| | |
|-------------------------------|------------------------------|
| Connector Type | Direct Attached Copper Cable |
| Cable Length | 1m, 3m, 5m |
| Digital Diagnostic Monitoring | Not Supported |

QSFP-4X25G-C

Four channel 100-Gigabit QSFP+ Direct Attached Copper Splitter Cable. Connects a single 100G QSFP28 port to four 25G QSFP28ports

| | |
|-------------------------------|------------------------------|
| Connector Type | Direct Attached Copper Cable |
| Cable Length | 1m, 3m, 5m |
| Digital Diagnostic Monitoring | Not Supported |

Fibre Channel Transceivers

SFP-FC-SR

Triple-speed SFP+ Fibre Channel optical transceiver.

| | |
|------------------------------------|--|
| Connector Type | LC |
| Standards Supported | FC-PI-4 |
| Connections supported | Auto-sensing 2G, 4G, 8G |
| Fiber Type | MMF |
| Wavelength | 850 nm |
| Average Optical Power Output | -8.2 dBm |
| Transmission Distance ¹ | OM3: ~150m @ 8Gbps, 310m @ 4Gbps, 500m @ 2Gbps OM1: ~21m @ 8Gbps, 70m @ 4Gbps, 150m @ 2Gbps |
| Operating Temperature | 0 °C to 85°C |
| Maximum Power Consumption | 3.3 V |
| Digital Diagnostic Monitoring | Supported |

1. Distances based on FC-PI-4 specification.

GPON Transceivers

3FE46541AA

| | |
|-------------|-----------------------|
| Description | G-010S-A,GPON SFP ONT |
|-------------|-----------------------|

Industrial Transceivers

iSFP-GIG-SX

Gigabit SFP Optical Transceiver.

| | |
|-------------------------------|--|
| Connector Type | LC |
| Standards Supported | 802.3z, SFP MSA |
| Connections Supported | 1000Base-SX |
| Fiber Type | MMF |
| Wavelength | 850 nm |
| Optical Power Output | -9.0 to -2.5 dBm |
| Receiver Sensitivity | -18 dBm |
| Transmission Distance | ~300 m on 62.5/125 μ m ~500 m on 50/125 μ m |
| Operating Temperature | -40°C to 85°C |
| Digital Diagnostic Monitoring | Supported |

iSFP-GIG-LX

Gigabit SFP Optical Transceiver.

| | |
|-------------------------------|-----------------|
| Connector types | LC |
| Standards supported | 802.3z, SFP MSA |
| Connections supported | 1000Base-LX |
| Fiber Type | SMF |
| Wavelength | 1310 nm |
| Optical Power Output | -9.5 to -3 dBm |
| Receiver Sensitivity | -19 dBm |
| Transmission Distance | ~10 km |
| Operating Temperature | -40 °C to 85 °C |
| Digital Diagnostic Monitoring | Supported |

iSFP-GIG-LH40

Gigabit SFP Optical Transceiver.

| | |
|-------------------------------|-----------------|
| Connector Type | LC |
| Standards Supported | 802.3z, SFP MSA |
| Connections Supported | 1000Base-LH40 |
| Fiber Type | SMF |
| Wavelength | 1310 nm |
| Optical Power Output | -2 to +3 dBm |
| Receiver Sensitivity | -23 dBm |
| Transmission Distance | ~40 km |
| Operating Temperature | -40 °C to 85 °C |
| Digital Diagnostic Monitoring | Supported |

iSFP-GIG-LH70

Gigabit SFP Optical Transceiver.

| | |
|-------------------------------|-----------------|
| Connector Type | LC |
| Standards Supported | 802.3z, SFP MSA |
| Connections Supported | 1000Base-LH70 |
| Fiber Type | SMF |
| Wavelength | 1550 nm |
| Optical Power Output | 0 to +5 dBm |
| Receiver Sensitivity | -22 dBm |
| Transmission Distance | ~70 km |
| Operating Temperature | -40 °C to 85°C |
| Digital Diagnostic Monitoring | Supported |

iSFP-GIG-T

Gigabit SFP Copper Transceiver.

| | |
|-------------------------------|-------------------|
| Connector Type | RJ-45 |
| Standards Supported | 802.3z, SFP MSA |
| Connections supported | 10/100/1000Base-T |
| Cable Type | CAT5, CAT5e, CAT6 |
| Transmission Distance | ~100 m |
| Operating Temperature | -40 °C to 85 °C |
| Digital Diagnostic Monitoring | Not Supported |

iSFP-GIG-BX-D

Bi-Directional SFP Optical Transceiver.

| | |
|-------------------------------|---------------------------------------|
| Connector Type | LC |
| Standards Supported | 802.3ah, SFP MSA |
| Connections Supported | 1000Base-BX10 |
| Fiber Type | SMF |
| Wavelength | Transmit: 1490 nm Receive: 1310 nm |
| Average Power Output | -9 to -3 dBm |
| Receiver Sensitivity | -19.5 dBm |
| Transmission Distance | ~10 km |
| Operating Temperature | -40 °C to 85 °C |
| Digital Diagnostic Monitoring | Supported |
| Notes: | Designed for use with iSFP-GIG-BX-U |

iSFP-GIG-BX-U

Bi-Directional SFP Optical Transceiver.

| | |
|-----------------------|---------------------------------------|
| Connector Type | LC |
| Standards Supported | 802.3ah, SFP MSA |
| Connections Supported | 1000Base-BX10 |
| Fiber Type | SMF |
| Wavelength | Transmit: 1310 nm Receive: 1490 nm |

iSFP-GIG-BX-U

Bi-Directional SFP Optical Transceiver.

| | |
|-------------------------------|-------------------------------------|
| Average Power Output | -9 to -3 dBm |
| Receiver Sensitivity | -19.5 dBm |
| Transmission Distance | ~10 km |
| Operating Temperature | -40 °C to 85 °C |
| Digital Diagnostic Monitoring | Supported |
| Notes: | Designed for use with iSFP-GIG-BX-D |

iSFP-10G-LR

10-Gigabit SFP+ Optical Transceiver.

| | |
|-------------------------------|-----------------|
| Connector Type | LC |
| Standards Supported | 802.3 Clause 52 |
| Connections supported | 10GBase-LR |
| Fiber Type | SMF |
| Wavelength | 1310 nm |
| Optical Power Output | -8.2 to 0.5 dBm |
| Receiver Sensitivity | -10.3 dBm |
| Transmission Distance | ~ 10 km |
| Operating Temperature | -40 °C to 85 °C |
| Maximum Power Consumption | 1 W |
| Digital Diagnostic Monitoring | Supported |

iSFP-10G-ER

10-Gigabit SFP+ Optical Transceiver.

| | |
|---------------------------|-----------------|
| Connector Type | LC |
| Standards Supported | 802.3ae |
| Connections supported | 10GBase-E |
| Fiber Type | SMF |
| Wavelength | 1550 nm |
| Optical Power Output | -4.7 to 4.0 dBm |
| Receiver Sensitivity | -14.1 dBm |
| Transmission Distance | ~ 40 km |
| Operating Temperature | -40 °C to 85 °C |
| Maximum Power Consumption | 1.5 W |

iSFP-10G-ER

10-Gigabit SFP+ Optical Transceiver.

| | |
|-------------------------------|-----------|
| Digital Diagnostic Monitoring | Supported |
|-------------------------------|-----------|

iSFP-10G-ZR

10-Gigabit SFP+ Optical Transceiver.

| | |
|-------------------------------|----------------|
| Connector Type | LC |
| Standards Supported | 802.3ae |
| Connections supported | 10GBase-ZR |
| Fiber Type | SMF |
| Wavelength | 1550 nm |
| Optical Power Output | 0 to +4 dBm |
| Receiver Sensitivity | -24 dBm |
| Transmission Distance | ~ 80 km |
| Operating Temperature | -40 °C to 85°C |
| Maximum Power Consumption | 1.2 W |
| Digital Diagnostic Monitoring | Supported |

iSFP-10G-C

10-Gigabit SFP+ Direct Attach Copper Cable.

| | |
|-------------------------------|-------------------------|
| Connector Type | Direct Attached Copper |
| Standards Supported | 802.3ae, SFF-8431 |
| Cable Length | 1m, 3m, 7m ¹ |
| Wire Gauge | 24AWG |
| Bend Radius | 1.25 in. |
| Operating Temperature | -40 °C to 85 °C |
| Digital Diagnostic Monitoring | Not Supported |

1. Check for availability of lengths.

OS6865-CBL-40/100/300

Four channel 40-Gigabit QSFP+ Direct Attach Copper Cable

| | |
|---------------------|------------------------|
| Connector Type | Direct Attached Copper |
| Standards Supported | 802.3ba, QSFP+ MSA |
| Cable Length | 40cm, 1m, 3m |

OS6865-CBL-40/100/300

Four channel 40-Gigabit QSFP+ Direct Attach Copper Cable

| | |
|-------------------------------|---------------|
| Wire Gauge | 26AWG |
| Bend Radius | 1.69 in. |
| Operating Temperature | -40°C to 85°C |
| Digital Diagnostic Monitoring | Not Supported |

iSFP-100-MM

SFP Optical Transceiver.

| | |
|-------------------------------|------------------------------|
| Connector Type | LC |
| Standards Supported | SFP MSA |
| Connections supported | 100Base-FX |
| Fiber Type | MMF |
| Wavelength | 1310 nm |
| Optical Power Output | -20 to -14 dBm on 62.5/125µm |
| Receiver Sensitivity | -31 dBm |
| Transmission Distance | ~2 km on 62.5/125µm |
| Operating Temperature | -40 °C to 85 °C |
| Digital Diagnostic Monitoring | Not Supported |

iSFP-100-SM15

SFP Optical Transceiver.

| | |
|-------------------------------|-----------------|
| Connector Type | LC |
| Standards Supported | SFP MSA |
| Connections Supported | 100Base-FX |
| Fiber Type | SMF |
| Wavelength (nm) | 1310 nm |
| Optical Power Output | -15 to -8 dBm |
| Receiver Sensitivity | -28 dBm |
| Transmission Distance | ~15 km |
| Operating Temperature | -40 °C to 85 °C |
| Digital Diagnostic Monitoring | Not Supported |

iSFP-100-SM40

SFP Optical Transceiver.

| | |
|-------------------------------|-----------------|
| Connector Type | LC |
| Standards Supported | SFP MSA |
| Connections Supported | 100Base-FX |
| Fiber Type | SMF |
| Wavelength (nm) | 1310 nm |
| Optical Power Output | -5 to 0 dBm |
| Receiver Sensitivity | -34 dBm |
| Transmission Distance | ~40 km |
| Operating Temperature | -40 °C to 85 °C |
| Digital Diagnostic Monitoring | Supported |

2 Transceiver Compatibility Matrix

In This Chapter

The following sections document the transceiver configurations and minimum release required for support on the OmniSwitch.

Compatibility specifications in this chapter include:

- OmniSwitch 6360. See [“OmniSwitch 6360 Compatibility”](#) on page 2-49
- OmniSwitch 6465. See [“OmniSwitch 6465 Compatibility”](#) on page 2-51
- OmniSwitch 6465T. See [“OmniSwitch 6465T Compatibility”](#) on page 2-52
- OmniSwitch 6560. See [“OmniSwitch 6560 Compatibility”](#) on page 2-54
- OmniSwitch 6860. See [“OmniSwitch 6860 Compatibility”](#) on page 2-57
- OmniSwitch 6860N. See [“OmniSwitch 6860N Compatibility”](#) on page 2-60
- OmniSwitch 6865. See [“OmniSwitch 6865 Compatibility”](#) on page 2-63
- OmniSwitch 6900 . See [“OmniSwitch 6900 Compatibility”](#) on page 2-64
- OmniSwitch 6900-V72/C32. See [“OmniSwitch 6900-V72/C32 Compatibility”](#) on page 2-67
- OmniSwitch 6900-T48C6/X48C6/V48C8. See [“OmniSwitch OS6900-T48C6/X48C6/X48C4E/V48C8 Compatibility”](#) on page 2-70
- OmniSwitch 9900. See [“OmniSwitch 9900 Compatibility”](#) on page 2-73

Note: For transceivers supporting Digital Diagnostics Monitoring there may be a slight variance between actual and reported values for both the transmit and receive side depending on the transceiver.

OmniSwitch 6360 Compatibility

The following table shows the available transceivers and minimum release required for support:

| Transceiver | OmniSwitch 6360 |
|---------------------------------|-----------------|
| SFP-GIG-SX | 8.7R2 |
| SFP-GIG-LX | 8.7R2 |
| SFP-GIG-LH40 | 8.7R2 |
| SFP-GIG-LH70 | 8.7R2 |
| SFP-GIG-CWD | N/S |
| SFP-GIG-T | 8.7R2 |
| SFP-1G-T | 8.7R2 |
| SFP-GIG-EXTND | N/S |
| SFP-GIG-BX-D | 8.7R2 |
| SFP-GIG-BX-U | 8.7R2 |
| SFP-GIG-BX-D20 | N/S |
| SFP-GIG-BX-U20 | N/S |
| SFP-GIG-BX-D40 | N/S |
| SFP-GIG-BX-U40 | N/S |
| SFP-DUAL-MM | N/S |
| SFP-DUAL-MM-N | N/S |
| SFP-DUAL-SM10 | N/S |
| SFP-DUAL-BX-D | N/S |
| SFP-DUAL-BX-U | N/S |
| SFP-100-BX20LT | N/S |
| SFP-100-BX20NU | N/S |
| SFP-100-BXLC-D | N/S |
| SFP-100-BXLC-U | N/S |
| SFP-100-LC-MM | N/S |
| SFP-100-LC-SM15 | N/S |
| SFP-100-LC-SM40 | N/S |
| SFP-10G-SR | 8.7R2 |
| SFP-10G-LR | 8.7R2 |
| SFP-10G-ER | 8.7R2 |
| SFP-10G-LRM | N/S |
| SFP-10G-ZR | N/S |
| SFP-10G-T | N/S |

| Transceiver | OmniSwitch 6360 |
|--|-----------------|
| SFP-10G-C - SFP-10G-C60CM - SFP-10G-C1M - SFP-10G-C3M - SFP-10G-C7M | 8.7R2 |
| SFP-10G-24DWD80 | N/S |
| SFP-10G-GIG-SR | N/S |
| SFP-10G-GIG-LR | N/S |
| SFP-10G-BX-D | 8.7R2 |
| SFP-10G-BX-U | 8.7R2 |
| SFP-10G-CWDM | N/S |
| SFP-FC-SR | N/S |
| QSFP-40G-SR | N/S |
| QSFP-40G-SR-BD | N/S |
| QSFP-40G-LR | N/S |
| QSFP-40G-ER | N/S |
| QSFP-40G-LM4 | N/S |
| QSFP-40G-CLR | N/S |
| QSFP-40G-C - QSFP-40G-C40CM - QSFP-40G-C1M - QSFP-40G-C3M - QSFP-40G-C7M - OS6560-CBL-100 - OS6560-CBL-300 - OS6560-CBL-40 | N/S |
| QSFP-4X10G-SR | N/S |
| QSFP-4X10G-C - QSFP-4X10G-C1M - QSFP-4X10G-C3M - QSFP-4X10G-C5M | N/S |
| QSFP-40G-AOC20M | N/S |
| | N/S |
| 3FE46541AA | N/S |

OmniSwitch 6465 Compatibility

The following table shows the available transceivers and minimum release required for support:

| Transceiver | OS6465 |
|---|--------|
| iSFP-GIG-SX | 8.5R1 |
| iSFP-GIG-LX | 8.5R1 |
| iSFP-GIG-LH40 | 8.5R1 |
| iSFP-GIG-LH70 | 8.5R1 |
| iSFP-GIG-BX-D | 8.5R1 |
| iSFP-GIG-BX-U | 8.5R1 |
| iSFP-GIG-T | 8.5R1 |
| iSFP-10G-LR | 8.5R2 |
| iSFP-10G-ER | 8.5R2 |
| iSFP-10G-ZR | 8.7R1 |
| iSFP-10G-C | 8.5R2 |
| (1M/3M/7M) | |
| iSFP-100-MM | 8.5R1 |
| iSFP-100-SM15 | 8.5R1 |
| iSFP-100-SM40 | 8.5R1 |
| 3FE46541AA ¹ | 8.7R1 |

1. OS6465-P12 (ports 9-12)

OmniSwitch 6465T Compatibility

The following table shows the available transceivers and minimum release required for support:

| Transceiver | OmniSwitch 6465T |
|--|------------------|
| SFP-GIG-SX | 8.6R1 |
| SFP-GIG-LX | 8.6R1 |
| SFP-GIG-LH40 | 8.6R1 |
| SFP-GIG-LH70 | 8.6R1 |
| SFP-GIG-CWD | Not Supported |
| SFP-GIG-T | 8.6R |
| SFP-1G-T | 8.6R2 |
| SFP-GIG-EXTND | 8.6R1 |
| SFP-GIG-BX-D | 8.6R1 |
| SFP-GIG-BX-U | 8.6R1 |
| SFP-GIG-BX-D20 | Not Supported |
| SFP-GIG-BX-U20 | Not Supported |
| SFP-GIG-BX-D40 | Not Supported |
| SFP-GIG-BX-U40 | Not Supported |
| SFP-DUAL-MM | 8.6R1 |
| SFP-DUAL-MM-N | 8.6R1 |
| SFP-DUAL-SM10 | Not Supported |
| SFP-DUAL-BX-D | 8.6R1 |
| SFP-DUAL-BX-U | 8.6R1 |
| SFP-100-BX20LT | 8.6R1 |
| SFP-100-BX20NU | 8.6R1 |
| SFP-100-BXLC-D | 8.6R1 |
| SFP-100-BXLC-U | 8.6R1 |
| SFP-100-LC-MM | 8.6R1 |
| SFP-100-LC-SM15 | 8.6R1 |
| SFP-100-LC-SM40 | 8.6R1 |
| SFP-10G-C¹ - SFP-10G-C1M - SFP-10G-C3M - SFP-10G-C7M - OS6465T-CBL-60 - OS6465T-CBL-1M - OS6465T-CBL-3M | 8.5R2 |
| 3FE46541AA² | 8.7R1 |

1. Supported for VFL connections only.
2. OS6465T-P12 (ports 9-12).

OmniSwitch 6560 Compatibility

The following table shows the available transceivers and minimum release required for support:

| Transceiver | OmniSwitch 6560 |
|---|---------------------------------|
| SFP-GIG-SX | 8.4.1.R02 |
| SFP-GIG-LX | 8.4.1.R02 |
| SFP-GIG-LH40 | 8.4.1.R02 |
| SFP-GIG-LH70 | 8.4.1.R02 |
| SFP-GIG-CWD | Not Supported |
| SFP-GIG-T¹ | 8.4.1.R02 |
| SFP-1G-T | 8.6R2 |
| SFP-GIG-EXTND | 8.4.1.R02 |
| SFP-GIG-BX-D | 8.4.1.R02 |
| SFP-GIG-BX-U | 8.4.1.R02 |
| SFP-GIG-BX-D20 | 8.4.1.R02 |
| SFP-GIG-BX-U20 | 8.4.1.R02 |
| SFP-GIG-BX-D40 | 8.4.1.R02 |
| SFP-GIG-BX-U40 | 8.4.1.R02 |
| SFP-DUAL-MM¹ | 8.4.1.R02 |
| SFP-DUAL-MM-N¹ | 8.4.1.R02 |
| SFP-DUAL-SM10¹ | Not Supported |
| SFP-DUAL-BX-D¹ | 8.4.1.R02 |
| SFP-DUAL-BX-U¹ | 8.4.1.R02 |
| SFP-100-BX20LT | Not Supported |
| SFP-100-BX20NU | Not Supported |
| SFP-100-BXLC-D | Not Supported |
| SFP-100-BXLC-U | Not Supported |
| SFP-100-LC-MM | Not Supported |
| SFP-100-LC-SM15 | Not Supported |
| SFP-100-LC-SM40 | Not Supported |
| SFP-10G-SR | 8.4.1.R02 |
| SFP-10G-LR | 8.4.1.R02 |
| SFP-10G-ER | 8.4.1.R02 |
| SFP-10G-LRM⁷ | 8.6R2 |
| SFP-10G-ZR | 8.4.1.R02 or 8.6R1 ⁶ |
| SFP-10G-T | 8.4.1.R02 |

| Transceiver | OmniSwitch 6560 |
|--|-----------------|
| SFP-10G-C³ - SFP-10G-C1M - SFP-10G-C3M - SFP-10G-C7M | 8.4.1.R02 |
| SFP-10G-24DWD80 | Not Supported |
| SFP-10G-GIG-SR⁴ | 8.4.1.R02 |
| SFP-10G-GIG-LR⁴ | 8.4.1.R02 |
| SFP-10G-BX-D⁵ | 8.6R1 |
| SFP-10G-BX-U⁵ | 8.6R1 |
| SFP-10G-CWDM | 8.6R1 |
| SFP-FC-SR | Not Supported |
| QSFP-40G-SR² | 8.4.1.R02 |
| QSFP-40G-SR-BD | Not Supported |
| QSFP-40G-LR | Not Supported |
| QSFP-40G-ER | Not Supported |
| QSFP-40G-LM4 | Not Supported |
| QSFP-40G-CLR | Not Supported |
| QSFP-40G-C² - QSFP-40G-C40CM - QSFP-40G-C1M - QSFP-40G-C3M - QSFP-40G-C7M - OS6560-CBL-100 - OS6560-CBL-300 - OS6560-CBL-40 | 8.4.1.R02 |
| QSFP-4X10G-SR | Not Supported |
| QSFP-4X10G-C - QSFP-4X10G-C1M - QSFP-4X10G-C3M - QSFP-4X10G-C5M | Not Supported |
| QSFP-40G-AOC20M² | 8.4.1.R02 |
| 3FE46541AA⁸ | 8.7R1 |

NOTE: Ports 25/26 (OS6560-24X4/P24X4) and ports 49/50 (OS6560-48X4/P48X4) require the OS6560-SW-PERF license to operate at 10G. Ports support 1G by default.

1. Support 1Gbps only with this transceiver.
2. Supported for VFL connections only.
3. SFP-10G-C7M not supported on (P)24Z24, (P)24Z8, (P)24X4 and ports 53/54 for OS6560-(P)48X4 models.
4. Not supported on OS6560-X10.
5. Does not support VFL connections.

6. Minimum supported AOS version is 8.6R1 if the transceiver was purchased after May 2019.

7. Only the following models and ports support the SFP-10G-LRM.

OS6560-48X4/P48X4

- Ports 49-50 with OS6560-SW-PERF applied.
- Ports 51/52.

OS6560-P48Z16 (904044-90)

- Ports 49-52.

OS6560-X10

- Ports 1-8.

8. The following models and ports are supported:

- OS6560-X10 (ports 1-8)
- OS6560-P48Z16 (ports 49-52)
- OS6560-P48X4 (ports 49-54)
- OS6560-P24Z24 (ports 25-28)

OmniSwitch 6860 Compatibility

The following table shows the available transceivers and minimum release required for support:

| Transceiver | OS6860/6860E (Excluding U28) | OS6860E-U28 |
|----------------------------------|---------------------------------|-----------------------------|
| SFP-GIG-SX | 8.1.1 | 8.1.1 |
| SFP-GIG-LX | 8.1.1 | 8.1.1 |
| SFP-GIG-LH40 | 8.1.1 | 8.1.1 |
| SFP-GIG-LH70 | 8.1.1 | 8.1.1 |
| SFP-GIG-CWD | 8.1.1 | 8.1.1 |
| SFP-GIG-T¹ | 8.1.1 | 8.1.1 |
| SFP-1G-T | 8.6R2 | 8.6R2 |
| SFP-GIG-EXTND | 8.1.1 | 8.1.1 |
| SFP-GIG-BX-D | 8.1.1 | 8.1.1 |
| SFP-GIG-BX-U | 8.1.1 | 8.1.1 |
| SFP-GIG-BX-D20 | 8.1.1 | 8.1.1 |
| SFP-GIG-BX-U20 | 8.1.1 | 8.1.1 |
| SFP-GIG-BX-D40 | 8.1.1 | 8.1.1 |
| SFP-GIG-BX-U40 | 8.1.1 | 8.1.1 |
| SFP-DUAL-MM² | Not Supported | 8.4.1.R01 |
| SFP-DUAL-MM-N² | 8.4.1.R01 | 8.4.1.R01 |
| SFP-DUAL-SM10² | Not Supported | 8.4.1.R01 |
| SFP-DUAL-BX-D² | Not Supported | 8.4.1.R01 |
| SFP-DUAL-BX-U² | Not Supported | 8.4.1.R01 |
| SFP-100-BX20LT | Not Supported | Not Supported |
| SFP-100-BX20NU | Not Supported | Not Supported |
| SFP-100-BXLC-D | Not Supported | 8.1.1 |
| SFP-100-BXLC-U | Not Supported | 8.1.1 |
| SFP-100-LC-MM | Not Supported | 8.1.1 |
| SFP-100-LC-SM15 | Not Supported | 8.1.1 |
| SFP-100-LC-SM40 | Not Supported | 8.1.1 |
| SFP-10G-SR | 8.1.1 | 8.1.1 |
| SFP-10G-LR | 8.1.1 | 8.1.1 |
| SFP-10G-ER | 8.1.1 | 8.1.1 |
| SFP-10G-LRM | 8.1.1 | 8.1.1 |
| SFP-10G-ZR | 8.2.1 or 8.6R1 ⁶ | 8.2.1 or 8.6R1 ⁶ |
| SFP-10G-T | 8.3.1.R02 | 8.3.1.R02 |

| Transceiver | OS6860/6860E (Excluding U28) | OS6860E-U28 |
|--|---------------------------------|---------------|
| SFP-10G-C - SFP-10G-C1M - SFP-10G-C3M - SFP-10G-C7M | 8.1.1 | 8.1.1 |
| SFP-10G-24DWD80 | Not Supported | Not Supported |
| SFP-10G-GIG-SR³ | 8.1.1 | 8.1.1 |
| SFP-10G-GIG-LR³ | 8.2.1 | 8.2.1 |
| SFP-10G-BX-D⁵ | 8.6R1 | 8.6R1 |
| SFP-10G-BX-U⁵ | 8.6R1 | 8.6R1 |
| SFP-10G-CWDM | 8.6R1 | 8.6R1 |
| SFP-FC-SR | Not Supported | Not Supported |
| QSFP-40G-SR⁴ | 8.1.1 | 8.1.1 |
| QSFP-40G-SR-BD | Not Supported | Not Supported |
| QSFP-40G-LR | Not Supported | Not Supported |
| QSFP-40G-ER | Not Supported | Not Supported |
| QSFP-40G-LM4 | Not Supported | Not Supported |
| QSFP-40G-CLR | Not Supported | Not Supported |
| QSFP-40G-C⁴ - QSFP-40G-C40CM - QSFP-40G-C1M - QSFP-40G-C3M - OS6860-CBL-100 - OS6860-CBL-300 - OS6860-CBL-40 | 8.1.1 | 8.1.1 |
| QSFP-4X10G-SR⁴ | 8.4.1.R01 | 8.4.1.R01 |
| QSFP-4X10G-C - QSFP-4X10G-C1M - QSFP-4X10G-C3M - QSFP-4X10G-C5M | Not Supported | Not Supported |
| QSFP-40G-AOC20M⁴ | 8.2.1 | 8.2.1 |
| 3FE46541AA | Not Supported | Not Supported |

1. OS6860E-U28 user ports (1 - 28) support 10/100/1000. All 6860 uplink ports support 1Gbps only with this transceiver. If manually setting the user port speed to 10M the transceiver must first be inserted before setting the speed.

2. Supports 100/1000 on OS6860E-U28 SFP user ports (1 - 28) only. Uplink ports support 1G only.

3. Not supported on OS6860E-U28 1G SFP user ports (1-28).

4. Supported for 20-Gigabit VFL connections only.

5. Does not support VFL connections.

6. Minimum supported AOS version is 8.6R1 if the transceiver was purchased after May 2019.

OmniSwitch 6860N Compatibility

The following table shows the available transceivers and minimum release required for support:

| Transceiver | OS6860N-P48Z | OS6860N-P48M | OS6860N-U28 | OS68-XNI-U4 | OS68-VNI-U4 | OS68-QNI-U2 | OS68-CNI-U1 |
|----------------------------------|--------------|--------------|-------------|-------------|-------------|-------------|-------------|
| SFP-GIG-SX | 8.7R2 | N/S | 8.7R1 | 8.7R1 | 8.7R2 | N/S | N/S |
| SFP-GIG-LX | 8.7R2 | N/S | 8.7R1 | 8.7R1 | 8.7R2 | N/S | N/S |
| SFP-GIG-LH40 | 8.7R2 | N/S | 8.7R1 | 8.7R1 | 8.7R2 | N/S | N/S |
| SFP-GIG-LH70 | 8.7R2 | N/S | 8.7R1 | 8.7R1 | 8.7R2 | N/S | N/S |
| SFP-GIG-CWD | N/S | N/S | N/S | N/S | N/S | N/S | N/S |
| SFP-GIG-T² | N/S | N/S | 8.7R1 | 8.7R2 | N/S | N/S | N/S |
| SFP-1G-T² | N/S | N/S | 8.7R1 | 8.7R1 | N/S | N/S | N/S |
| SFP-GIG-EXTND | 8.7R2 | N/S | 8.7R2 | 8.7R2 | 8.7R2 | N/S | N/S |
| SFP-GIG-BX-D | 8.7R2 | N/S | 8.7R1 | 8.7R1 | 8.7R2 | N/S | N/S |
| SFP-GIG-BX-U | 8.7R2 | N/S | 8.7R1 | 8.7R1 | 8.7R2 | N/S | N/S |
| SFP-GIG-BX-D20 | 8.7R2 | N/S | 8.7R1 | 8.7R1 | 8.7R2 | N/S | N/S |
| SFP-GIG-BX-U20 | 8.7R2 | N/S | 8.7R1 | 8.7R1 | 8.7R2 | N/S | N/S |
| SFP-GIG-BX-D40 | 8.7R2 | N/S | 8.7R1 | 8.7R1 | 8.7R2 | N/S | N/S |
| SFP-GIG-BX-U40 | 8.7R2 | N/S | 8.7R1 | 8.7R1 | 8.7R2 | N/S | N/S |
| SFP-DUAL-MM | N/S | N/S | N/S | N/S | N/S | N/S | N/S |
| SFP-DUAL-MM-N² | N/S | N/S | 8.7R1 | 8.7R2 | N/S | N/S | N/S |
| SFP-DUAL-SM10 | N/S | N/S | N/S | N/S | N/S | N/S | N/S |
| SFP-DUAL-BX-D² | N/S | N/S | 8.7R1 | 8.7R1 | N/S | N/S | N/S |
| SFP-DUAL-BX-U² | N/S | N/S | 8.7R1 | 8.7R1 | N/S | N/S | N/S |
| SFP-100-BX20LT | N/S | N/S | N/S | N/S | N/S | N/S | N/S |
| SFP-100-BX20NU | N/S | N/S | N/S | N/S | N/S | N/S | N/S |
| SFP-100-BXLC-D | N/S | N/S | 8.7R1 | N/S | N/S | N/S | N/S |
| SFP-100-BXLC-U | N/S | N/S | 8.7R1 | N/S | N/S | N/S | N/S |
| SFP-100-LC-MM | N/S | N/S | 8.7R1 | N/S | N/S | N/S | N/S |
| SFP-100-LC-SM15 | N/S | N/S | 8.7R1 | N/S | N/S | N/S | N/S |
| SFP-100-LC-SM40 | N/S | N/S | 8.7R1 | N/S | N/S | N/S | N/S |
| SFP-10G-SR | 8.7R1 | N/S | 8.7R1 | 8.7R1 | 8.7R1 | N/S | N/S |
| SFP-10G-LR | 8.7R1 | N/S | 8.7R1 | 8.7R1 | 8.7R1 | N/S | N/S |
| SFP-10G-ER | 8.7R1 | N/S | 8.7R1 | 8.7R1 | 8.7R1 | N/S | N/S |
| SFP-10G-LRM | N/S | N/S | 8.7R1 | 8.7R1 | N/S | N/S | N/S |
| SFP-10G-ZR | 8.7R1 | N/S | 8.7R1 | 8.7R1 | 8.7R1 | N/S | N/S |
| SFP-10G-T | 8.7R1 | N/S | 8.7R1 | 8.7R1 | 8.7R1 | N/S | N/S |

| Transceiver | OS6860N-P48Z | OS6860N-P48M | OS6860N-U28 | OS68-XNI-U4 | OS68-VNI-U4 | OS68-QNI-U2 | OS68-CNI-U1 |
|---|--------------|--------------|-------------|-------------|-------------|-------------|-------------|
| SFP-10G-C - SFP-10G-C60CM - SFP-10G-C1M - SFP-10G-C3M - SFP-10G-C7M | 8.7R1 | N/S | 8.7R1 | 8.7R1 | 8.7R1 | N/S | N/S |
| SFP-10G-24DWD80 | 8.7R1 | N/S | 8.7R1 | 8.7R1 | 8.7R1 | N/S | N/S |
| SFP-10G-GIG-SR | 8.7R1 | N/S | 8.7R1 | 8.7R1 | 8.7R1 | N/S | N/S |
| SFP-10G-GIG-LR | 8.7R1 | N/S | 8.7R1 | 8.7R1 | 8.7R1 | N/S | N/S |
| SFP-10G-BX-D¹ | 8.7R1 | N/S | 8.7R1 | 8.7R1 | 8.7R1 | N/S | N/S |
| SFP-10G-BX-U¹ | 8.7R1 | N/S | 8.7R1 | 8.7R1 | 8.7R1 | N/S | N/S |
| SFP-10G-CWDM | 8.7R1 | N/S | 8.7R1 | 8.7R1 | 8.7R1 | N/S | N/S |
| SFP-25G-SR | 8.7R1 | N/S | 8.7R1 | N/S | 8.7R1 | N/S | N/S |
| SFP-25G-LR | 8.7R1 | N/S | 8.7R1 | N/S | 8.7R1 | N/S | N/S |
| SFP-25G-CLR | 8.7R1 | N/S | 8.7R1 | N/S | 8.7R1 | N/S | N/S |
| SFP-25G-A20M | 8.7R1 | N/S | 8.7R1 | N/S | 8.7R1 | N/S | N/S |
| SFP-25G-C - SFP-25G-C1M - SFP-25G-C3M - SFP-25G-C5M | 8.7R1 | N/S | 8.7R1 | N/S | 8.7R1 | N/S | N/S |
| SFP-FC-SR | N/S | N/S | N/S | N/S | N/S | N/S | N/S |
| QSFP-40G-SR | 8.7R1 | 8.7R1 | 8.7R1 | N/S | N/S | 8.7R1 | 8.7R2 |
| QSFP-40G-SR-BD¹ | N/S | 8.7R1 | N/S | N/S | N/S | 8.7R1 | 8.7R2 |
| QSFP-40G-LR | 8.7R1 | 8.7R1 | 8.7R1 | N/S | N/S | 8.7R1 | 8.7R2 |
| QSFP-40G-ER | 8.7R1 | 8.7R1 | 8.7R1 | N/S | N/S | 8.7R1 | 8.7R2 |
| QSFP-40G-LM4 | 8.7R1 | 8.7R1 | 8.7R1 | N/S | N/S | 8.7R1 | 8.7R2 |
| QSFP-40G-CLR | 8.7R1 | 8.7R1 | 8.7R1 | N/S | N/S | 8.7R1 | 8.7R2 |
| QSFP-40G-C - QSFP-40G-C40CM - QSFP-40G-C1M - QSFP-40G-C3M - QSFP-40G-C7M | 8.7R1 | 8.7R1 | 8.7R1 | N/S | N/S | 8.7R1 | 8.7R2 |
| QSFP-4X10G-SR | N/S | N/S | N/S | N/S | N/S | N/S | N/S |
| QSFP-4X10G-C - QSFP-4X10G-C1M - QSFP-4X10G-C3M - QSFP-4X10G-C5M | N/S | N/S | N/S | N/S | N/S | N/S | N/S |
| QSFP-40G-AOC20M | 8.7R1 | 8.7R1 | 8.7R1 | N/S | N/S | 8.7R1 | 8.7R2 |
| QSFP-4X25G-C - QSFP-4X25G-C1M - QSFP-4X25G-C3M - QSFP-4X25G-C5M | N/S | N/S | N/S | N/S | N/S | N/S | N/S |

| Transceiver | OS6860N-P48Z | OS6860N-P48M | OS6860N-U28 | OS68-XNI-U4 | OS68-VNI-U4 | OS68-QNI-U2 | OS68-CNI-U1 |
|---|--------------|--------------|-------------|-------------|-------------|-------------|-------------|
| QSFP-100G-SR4 | 8.7R1 | 8.7R1 | 8.7R1 | N/S | N/S | N/S | 8.7R2 |
| QSFP-100G-LR4 | 8.7R1 | 8.7R1 | 8.7R1 | N/S | N/S | N/S | 8.7R2 |
| QSFP-100G-CLR4 | 8.7R1 | 8.7R1 | 8.7R1 | N/S | N/S | N/S | 8.7R2 |
| QSFP-100G-A20M | 8.7R1 | 8.7R1 | 8.7R1 | N/S | N/S | N/S | 8.7R2 |
| QSFP-100G-CWDM4 | 8.7R1 | 8.7R1 | 8.7R1 | N/S | N/S | N/S | 8.7R2 |
| QSFP-100G-C - QSFP-100G-C1M - QSFP-100G-C3M - QSFP-100G-C5M | 8.7R1 | 8.7R1 | 8.7R1 | N/S | N/S | N/S | 8.7R2 |
| 3FE46541AA | N/S | N/S | N/S | N/S | N/S | N/S | N/S |

1. Does not support VFL connections.
2. Not supported on SFP28 ports.

OmniSwitch 6865 Compatibility

The following table shows the available transceivers and minimum release required for support:

| Transceiver | OS6865 |
|---------------------------------------|---------------|
| iSFP-GIG-SX | 8.3.1 |
| iSFP-GIG-LX | 8.3.1 |
| iSFP-GIG-LH40 | 8.3.1 |
| iSFP-GIG-LH70 | 8.3.1 |
| iSFP-GIG-T | 8.3.1 |
| iSFP-GIG-BX-D | 8.3.1 |
| iSFP-GIG-BX-U | 8.3.1 |
| iSFP-10G-LR | 8.3.1 |
| iSFP-10G-ER | 8.3.1 |
| iSFP-10G-ZR | 8.7R1 |
| iSFP-10G-C | 8.3.1 |
| OS6865-CBL-40/100/300 | 8.4.1.R01 |
| iSFP-100-MM | 8.4.1.R01 |
| iSFP-100-SM15 | 8.4.1.R01 |
| iSFP-100-SM40 | 8.4.1.R01 |
| 3FE46541AA | Not Supported |

OmniSwitch 6900 Compatibility

The following table shows the available transceivers and minimum release required for support:

| Transceiver | OS6900- X20/X40 | OS6900- Q32 | OS6900- X72 | XNI-U4/ U12 | HNI-U6 | QNI-U3 | XNI-U12E |
|--|-----------------------------------|----------------|---------------------------------------|-----------------------------------|-----------------------------------|--------|-----------------------------------|
| SFP-GIG-SX | 7.2.1 | N/S | 7.3.4.R02 | 7.2.1 | 7.2.1.R02 | N/S | 7.3.3 |
| SFP-GIG-LX | 7.2.1 | N/S | 7.3.4.R02 | 7.2.1 | 7.2.1.R02 | N/S | 7.3.3 |
| SFP-GIG-LH40 | 7.2.1 | N/S | 7.3.4.R02 | 7.2.1 | 7.2.1.R02 | N/S | 7.3.3 |
| SFP-GIG-LH70 | 7.2.1 | N/S | 7.3.4.R02 | 7.2.1 | 7.2.1.R02 | N/S | 7.3.3 |
| SFP-GIG-CWD | N/S | N/S | N/S | N/S | N/S | N/S | N/S |
| SFP-GIG-T | 7.2.1 ¹ | N/S | 7.3.4.R02 ¹ | 7.2.1 ¹ | N/S | N/S | 7.3.3 ¹ |
| SFP-1G-T | 8.6R2 | N/S | 8.6R2 | 8.6R2 | 8.6R2 | N/S | 8.6R2 |
| SFP-GIG-EXTND | 7.2.1 | N/S | 7.3.4.R02 | 7.2.1 | N/S | N/S | 7.3.3 |
| SFP-GIG-BX-D | 7.2.1 | N/S | 7.3.4.R02 | 7.2.1 | 7.2.1 | N/S | 7.3.3 |
| SFP-GIG-BX-U | 7.2.1 | N/S | 7.3.4.R02 | 7.2.1 | 7.2.1 | N/S | 7.3.3 |
| SFP-GIG-BX-D20 | | | | N/S | | | |
| SFP-GIG-BX-U20 | | | | N/S | | | |
| SFP-GIG-BX-D40 | | | | N/S | | | |
| SFP-GIG-BX-U40 | | | | N/S | | | |
| SFP-DUAL-MM | | | | N/S | | | |
| SFP-DUAL-MM-N | | | | N/S | | | |
| SFP-DUAL-SM10 | | | | N/S | | | |
| SFP-DUAL-BX-D | | | | N/S | | | |
| SFP-DUAL-BX-U | | | | N/S | | | |
| SFP-100-BX20LT | | | | N/S | | | |
| SFP-100-BX20NU | | | | N/S | | | |
| SFP-100-BXLC-D | | | | N/S | | | |
| SFP-100-BXLC-U | | | | N/S | | | |
| SFP-100-LC-MM | | | | N/S | | | |
| SFP-100-LC-SM15 | | | | N/S | | | |
| SFP-100-LC-SM40 | | | | N/S | | | |
| SFP-10G-SR | 7.2.1 | N/S | 7.3.4.R02 | 7.2.1 | 7.2.1 | N/S | 7.3.3 |
| SFP-10G-LR | 7.2.1 | N/S | 7.3.4.R02 | 7.2.1 | 7.2.1 | N/S | 7.3.3 |
| SFP-10G-ER | 7.2.1 | N/S | 7.3.4.R02 | 7.2.1 | 7.2.1 | N/S | 7.3.3 |
| SFP-10G-LRM | 7.2.1 | N/S | N/S | 7.2.1 | 7.2.1 | N/S | 7.3.3 |
| SFP-10G-ZR | 7.3.4 or 8.6R1 ³ | N/S | 7.3.4.R02 or 8.6R1 ³ | 7.3.4 or 8.6R1 ³ | 7.3.4 or 8.6R1 ³ | N/S | 7.3.4 or 8.6R1 ³ |
| SFP-10G-T | N/S | N/S | 8.3.1.R02 | N/S | N/S | N/S | N/S |
| SFP-10G-C - SFP-10G-C1M - SFP-10G-C3M - SFP-10G-C7M | 7.2.1 | N/S | 7.3.4.R02 | 7.2.1 | 7.2.1 | N/S | 7.3.3 |
| SFP-10G-24DWD80 | 7.3.1 | N/S | 7.3.4.R02 | 7.3.1 | 7.3.1 | N/S | 7.3.3 |
| SFP-10G-GIG-SR | 7.3.1 | N/S | 7.3.4.R02 | 7.3.1 | 7.3.1 | N/S | 7.3.3 |

| Transceiver | OS6900- X20/X40 | OS6900- Q32 | OS6900- X72 | XNI-U4/ U12 | HNI-U6 | QNI-U3 | XNI-U12E |
|---|--------------------|----------------|----------------|----------------|-----------|-----------|----------|
| SFP-10G-GIG-LR | 7.3.1 | N/S | 7.3.4.R02 | 7.3.1 | 7.3.1 | N/S | 7.3.3 |
| SFP-10G-BX-D² | 8.6R1 | N/S | 8.6R1 | 8.6R1 | 8.6R1 | N/S | 8.6R1 |
| SFP-10G-BX-U² | 8.6R1 | N/S | 8.6R1 | 8.6R1 | 8.6R1 | N/S | 8.6R1 |
| SFP-10G-CWDM | 8.6R1 | N/S | 8.6R1 | 8.6R1 | 8.6R1 | N/S | 8.6R1 |
| SFP-FC-SR | N/S | N/S | N/S | N/S | N/S | N/S | 7.3.3 |
| SFP-25G-SR | N/S | N/S | N/S | N/S | N/S | N/S | N/S |
| SFP-25G-LR | N/S | N/S | N/S | N/S | N/S | N/S | N/S |
| SFP-25G-CLR | N/S | N/S | N/S | N/S | N/S | N/S | N/S |
| SFP-25G-A20M | N/S | N/S | N/S | N/S | N/S | N/S | N/S |
| SFP-25G-C - SFP-25G-C1M - SFP-25G-C3M - SFP-25G-C5M | N/S | N/S | N/S | N/S | N/S | N/S | N/S |
| QSFP-40G-SR | N/S | 7.3.4 | 7.3.4.R02 | N/S | 7.2.1.R02 | 7.2.1.R02 | N/S |
| QSFP-40G-SR-BD² | N/S | 8.3.1.R02 | 8.3.1.R02 | N/S | 8.4.1.R01 | 8.4.1.R01 | N/S |
| QSFP-40G-LR | N/S | 7.3.4 | 7.3.4.R02 | N/S | 7.3.1.R01 | 7.3.1.R01 | N/S |
| QSFP-40G-ER | N/S | 8.6R1 | 8.6R1 | N/S | N/S | N/S | N/S |
| QSFP-40G-LM4 | N/S | N/S | N/S | N/S | N/S | N/S | N/S |
| QSFP-40G-CLR | N/S | 8.5R1 | N/S | N/S | N/S | 8.5R1 | N/S |
| QSFP-40G-C - QSFP-40G-C40CM - QSFP-40G-C1M - QSFP-40G-C3M - QSFP-40G-C7M | N/S | 7.3.4 | 7.3.4.R02 | N/S | 7.2.1.R02 | 7.2.1.R02 | N/S |
| QSFP-4X10G-SR | N/S | 7.3.4 | 7.3.4.R02 | N/S | N/S | N/S | N/S |
| QSFP-4X10G-C - QSFP-4X10G-C1M - QSFP-4X10G-C3M - QSFP-4X10G-C5M | N/S | 7.3.4 | 7.3.4.R02 | N/S | N/S | N/S | N/S |
| QSFP-4X25G-C | N/S | N/S | N/S | N/S | N/S | N/S | N/S |
| QSFP-40G-AOC20M | N/S | 8.3.1.R02 | 8.3.1.R02 | N/S | 8.3.1.R02 | 8.3.1.R02 | N/S |
| QSFP-100G-SR4 | N/S | N/S | N/S | N/S | N/S | N/S | N/S |
| QSFP-100G-LR4 | N/S | N/S | N/S | N/S | N/S | N/S | N/S |
| QSFP-100G-CLR4 | N/S | N/S | N/S | N/S | N/S | N/S | N/S |
| QSFP-100G-A20M | N/S | N/S | N/S | N/S | N/S | N/S | N/S |
| QSFP-100G-CWDM4 | N/S | N/S | N/S | N/S | N/S | N/S | N/S |
| QSFP-100G-C - QSFP-100G-C1M - QSFP-100G-C3M - QSFP-100G-C5M | N/S | N/S | N/S | N/S | N/S | N/S | N/S |
| 3FE46541AA | N/S | N/S | N/S | N/S | N/S | N/S | N/S |

1. Supports 1G only.
2. Does not support VFL connections.
3. Minimum supported AOS version is 8.6R1 if the transceiver was purchased after May 2019.

Note: When connecting any 25G/40G/100G direct-attached cable between any combination of OS6900-V72, OS6900-C32, or OS9900 modules, auto-negotiation must be disabled on both ends.

OmniSwitch 6900-V72/C32 Compatibility

The following table shows the available transceivers and minimum release required for support:

| Transceiver | OS6900-V72 | OS6900-C32 |
|---------------------------------|-----------------------------|------------|
| SFP-GIG-SX | N/S | N/S |
| SFP-GIG-LX | N/S | N/S |
| SFP-GIG-LH40 | N/S | N/S |
| SFP-GIG-LH70 | N/S | N/S |
| SFP-GIG-CWD | N/S | N/S |
| SFP-GIG-T | N/S | N/S |
| SFP-IG-T | N/S | N/S |
| SFP-GIG-EXTND | N/S | N/S |
| SFP-GIG-BX-D | N/S | N/S |
| SFP-GIG-BX-U | N/S | N/S |
| SFP-GIG-BX-D20 | N/S | N/S |
| SFP-GIG-BX-U20 | N/S | N/S |
| SFP-GIG-BX-D40 | N/S | N/S |
| SFP-GIG-BX-U40 | N/S | N/S |
| SFP-DUAL-MM | N/S | N/S |
| SFP-DUAL-MM-N | N/S | N/S |
| SFP-DUAL-SM10 | N/S | N/S |
| SFP-DUAL-BX-D | N/S | N/S |
| SFP-DUAL-BX-U | N/S | N/S |
| SFP-100-BX20LT | N/S | N/S |
| SFP-100-BX20NU | N/S | N/S |
| SFP-100-BXLC-D | N/S | N/S |
| SFP-100-BXLC-U | N/S | N/S |
| SFP-100-LC-MM | N/S | N/S |
| SFP-100-LC-SM15 | N/S | N/S |
| SFP-100-LC-SM40 | N/S | N/S |
| SFP-10G-SR | 8.5R2 | N/S |
| SFP-10G-LR | 8.5R2 | N/S |
| SFP-10G-ER | 8.5R2 | N/S |
| SFP-10G-LRM | N/S | N/S |
| SFP-10G-ZR | 8.5R2 or 8.6R1 ² | N/S |
| SFP-10G-T | 8.6R2 | N/S |

| Transceiver | OS6900-V72 | OS6900-C32 |
|-----------------------------------|------------|------------|
| SFP-10G-C | 8.5R2 | N/S |
| - SFP-10G-C1M | | |
| - SFP-10G-C3M | | |
| - SFP-10G-C7M | | |
| SFP-10G-24DWD80 | 8.5R2 | N/S |
| SFP-10G-GIG-SR | N/S | N/S |
| SFP-10G-GIG-LR | N/S | N/S |
| SFP-10G-BX-D¹ | 8.6R1 | N/S |
| SFP-10G-BX-U¹ | 8.6R1 | N/S |
| SFP-10G-CWDM | 8.6R1 | N/S |
| SFP-FC-SR | N/S | N/S |
| SFP-25G-SR | 8.5R2 | N/S |
| SFP-25G-LR | 8.5R2 | N/S |
| SFP-25G-CLR | 8.5R2 | N/S |
| SFP-25G-A20M | 8.5R2 | N/S |
| SFP-25G-C | 8.5R2 | N/S |
| - SFP-25G-C1M | | |
| - SFP-25G-C3M | | |
| - SFP-25G-C5M | | |
| QSFP-40G-SR | 8.5R2 | 8.5R2 |
| QSFP-40G-SR-BD¹ | 8.5R2 | 8.5R2 |
| QSFP-40G-LR | 8.5R2 | 8.5R2 |
| QSFP-40G-ER | 8.6R1 | 8.6R1 |
| QSFP-40G-LM4 | N/S | N/S |
| QSFP-40G-CLR | 8.5R2 | 8.5R2 |
| QSFP-40G-C | 8.5R2 | 8.5R2 |
| - QSFP-40G-C40CM | | |
| - QSFP-40G-C1M | | |
| - QSFP-40G-C3M | | |
| - QSFP-40G-C7M | | |
| QSFP-4X10G-SR | 8.5R2 | 8.5R2 |
| QSFP-4X10G-C | 8.5R2 | 8.5R2 |
| - QSFP-4X10G-C1M | | |
| - QSFP-4X10G-C3M | | |
| - QSFP-4X10G-C5M | | |
| QSFP-4X25G-C | 8.5R4 | 8.5R4 |
| - QSFP-4X25G-C1M | | |
| - QSFP-4X25G-C3M | | |
| - QSFP-4X25G-C5M | | |
| QSFP-40G-AOC20M | 8.5R2 | 8.5R2 |
| QSFP-100G-SR4 | 8.5R2 | 8.5R2 |

| Transceiver | OS6900-V72 | OS6900-C32 |
|---|------------|------------|
| QSFP-100G-LR4 | 8.5R2 | 8.5R2 |
| QSFP-100G-CLR4 | 8.5R2 | 8.5R2 |
| QSFP-100G-A20M | 8.5R2 | 8.5R2 |
| QSFP-100G-CWDM4 | 8.5R2 | 8.5R2 |
| QSFP-100G-C - QSFP-100G-C1M - QSFP-100G-C3M - QSFP-100G-C5M | 8.5R2 | 8.5R2 |
| 3FE46541AA | N/S | N/S |

1. Does not support VFL connections.
2. Minimum supported AOS version is 8.6R1 if the transceiver was purchased after May 2019.

OmniSwitch OS6900-T48C6/X48C6/X48C4E/V48C8 Compatibility

The following table shows the available transceivers and minimum release required for support:

| Transceiver | OS6900-T48C6 | OS6900-X48C6 ⁷ | OS6900-X48C4E | OS6900-V48C8 |
|---------------------------------|--------------|---------------------------|--------------------|--------------|
| SFP-GIG-SX | N/S | 8.7R1 | 8.7R2 | 8.7R3 |
| SFP-GIG-LX | N/S | 8.7R1 | 8.7R2 | 8.7R3 |
| SFP-GIG-LH40 | N/S | 8.7R1 | 8.7R2 | 8.7R3 |
| SFP-GIG-LH70 | N/S | 8.7R1 | 8.7R2 | 8.7R3 |
| SFP-GIG-CWD | N/S | N/S | N/S | N/S |
| SFP-GIG-T | N/S | N/S | 8.7R2 ⁴ | N/S |
| SFP-1G-T | N/S | N/S | 8.7R2 ⁴ | N/S |
| SFP-GIG-EXTND | N/S | 8.7R2 | 8.7R2 | N/S |
| SFP-GIG-BX-D | N/S | 8.7R1 | 8.7R2 | 8.7R3 |
| SFP-GIG-BX-U | N/S | 8.7R1 | 8.7R2 | 8.7R3 |
| SFP-GIG-BX-D20 | N/S | 8.7R1 | 8.7R2 | 8.7R3 |
| SFP-GIG-BX-U20 | N/S | 8.7R1 | 8.7R2 | 8.7R3 |
| SFP-GIG-BX-D40 | N/S | 8.7R1 | 8.7R2 | 8.7R3 |
| SFP-GIG-BX-U40 | N/S | 8.7R1 | 8.7R2 | 8.7R3 |
| SFP-DUAL-MM | N/S | N/S | N/S | N/S |
| SFP-DUAL-MM-N | N/S | N/S | N/S | N/S |
| SFP-DUAL-SM10 | N/S | N/S | N/S | N/S |
| SFP-DUAL-BX-D | N/S | N/S | N/S | N/S |
| SFP-DUAL-BX-U | N/S | N/S | N/S | N/S |
| SFP-100-BX20LT | N/S | N/S | N/S | N/S |
| SFP-100-BX20NU | N/S | N/S | N/S | N/S |
| SFP-100-BXLC-D | N/S | N/S | N/S | N/S |
| SFP-100-BXLC-U | N/S | N/S | N/S | N/S |
| SFP-100-LC-MM | N/S | N/S | N/S | N/S |
| SFP-100-LC-SM15 | N/S | N/S | N/S | N/S |
| SFP-100-LC-SM40 | N/S | N/S | N/S | N/S |
| SFP-10G-SR | N/S | 8.7R1 | 8.7R2 | 8.7R3 |
| SFP-10G-LR | N/S | 8.7R1 | 8.7R2 | 8.7R3 |
| SFP-10G-ER | N/S | 8.7R1 | 8.7R2 | 8.7R3 |
| SFP-10G-LRM | N/S | N/S | 8.7R2 | 8.7R3 |
| SFP-10G-ZR | N/S | 8.7R1 | 8.7R2 | 8.7R3 |
| SFP-10G-T | N/S | 8.7R1 ^{1,5} | 8.7R2 | 8.7R3 |

| Transceiver | OS6900-T48C6 | OS6900-X48C6 ⁷ | OS6900-X48C4E | OS6900-V48C8 |
|-----------------------------------|--------------|---------------------------|---------------|--------------|
| SFP-10G-C | N/S | 8.7R1 | 8.7R2 | 8.7R3 |
| - SFP-10G-C60CM | | | | |
| - SFP-10G-C1M | | | | |
| - SFP-10G-C3M | | | | |
| - SFP-10G-C7M | | | | |
| SFP-10G-24DWD80 | N/S | 8.7R1 | 8.7R2 | 8.7R3 |
| SFP-10G-GIG-SR | N/S | 8.7R1 ⁶ | 8.7R2 | 8.7R3 |
| SFP-10G-GIG-LR | N/S | 8.7R1 ⁶ | 8.7R2 | 8.7R3 |
| SFP-10G-BX-D³ | N/S | 8.7R1 | 8.7R2 | 8.7R3 |
| SFP-10G-BX-U³ | N/S | 8.7R1 | 8.7R2 | 8.7R3 |
| SFP-10G-CWDM | N/S | 8.7R1 | 8.7R2 | 8.7R3 |
| SFP-FC-SR | N/S | N/S | N/S | N/S |
| SFP-25G-SR | N/S | N/S | 8.7R2 | 8.7R3 |
| SFP-25G-LR | N/S | N/S | 8.7R2 | 8.7R3 |
| SFP-25G-CLR | N/S | N/S | 8.7R2 | 8.7R3 |
| SFP-25G-A20M | N/S | N/S | 8.7R2 | 8.7R3 |
| SFP-25G-C | N/S | N/S | 8.7R2 | 8.7R3 |
| - SFP-25G-C1M | | | | |
| - SFP-25G-C3M | | | | |
| - SFP-25G-C5M | | | | |
| QSFP-40G-SR | 8.7R1 | 8.7R1 | 8.7R2 | 8.7R3 |
| QSFP-40G-SR-BD³ | 8.7R1 | 8.7R1 | 8.7R2 | 8.7R3 |
| QSFP-40G-LR | 8.7R1 | 8.7R1 | 8.7R2 | 8.7R3 |
| QSFP-40G-ER | 8.7R1 | 8.7R1 | 8.7R2 | 8.7R3 |
| QSFP-40G-LM4 | 8.7R1 | 8.7R1 | 8.7R2 | 8.7R3 |
| QSFP-40G-CLR | 8.7R1 | 8.7R1 | 8.7R2 | 8.7R3 |
| QSFP-40G-C² | 8.7R1 | 8.7R1 | 8.7R2 | 8.7R3 |
| - QSFP-40G-C40CM | | | | |
| - QSFP-40G-C1M | | | | |
| - QSFP-40G-C3M | | | | |
| - QSFP-40G-C7M | | | | |
| QSFP-4X10G-SR | 8.7R3 | 8.7R3 | N/S | N/S |
| QSFP-4X10G-C | 8.7R3 | 8.7R3 | N/S | N/S |
| - QSFP-4X10G-C1M | | | | |
| - QSFP-4X10G-C3M | | | | |
| - QSFP-4X10G-C5M | | | | |
| QSFP-40G-AOC20M | 8.7R1 | 8.7R1 | 8.7R2 | 8.7R3 |
| QSFP-100G-SR4 | 8.7R1 | 8.7R1 | 8.7R2 | 8.7R3 |
| QSFP-100G-LR4 | 8.7R1 | 8.7R1 | 8.7R2 | 8.7R3 |
| QSFP-100G-CLR4 | 8.7R1 | 8.7R1 | 8.7R2 | 8.7R3 |

| Transceiver | OS6900-T48C6 | OS6900-X48C6 ⁷ | OS6900-X48C4E | OS6900-V48C8 |
|---|--------------|---------------------------|---------------|--------------|
| QSFP-100G-A20M | 8.7R1 | 8.7R1 | 8.7R2 | 8.7R3 |
| QSFP-100G-CWDM4 | 8.7R1 | 8.7R1 | 8.7R2 | 8.7R3 |
| QSFP-100G-C - QSFP-100G-C1M - QSFP-100G-C3M - QSFP-100G-C5M | 8.7R1 | 8.7R1 | 8.7R2 | 8.7R3 |
| QSFP-4X25G-C - QSFP-4X25G-C1M - QSFP-4X25G-C3M - QSFP-4X25G-C5M | 8.7R3 | 8.7R3 | N/S | N/S |
| 3FE46541AA | N/S | N/S | N/S | N/S |

1. Supports 1G and 10G speed on the OS6900-X48C6.
2. The QSFP-40G-C7M is not supported.
3. Does not support VFL connections.
4. Not supported on SFP28 ports.
5. Supports a maximum of 38 SFP-10G-T transceivers per chassis.
6. Release 8.7R1 supports 10G only. 1G/10G support added in 8.7R2.
7. The 6900-X48C6 does not support auto-negotiation with 1G transceivers. Always disable auto- negotiation on the peer switch.

OmniSwitch 9900 Compatibility

The following table shows the available transceivers and minimum release required for support:

| Transceiver | OS99-CMM | OS99-XNI-U48 | OS99-GNI-U48 | OS99-CNI-U8 | OS99-XNI-U24 | OS99-XNI-U12Q | OS99-XNI-UP24Q2 |
|---------------------------------|----------|------------------------|--------------|-------------|--------------------|---------------|-----------------|
| SFP-GIG-SX | N/S | 8.3.1 | 8.4.1.R01 | N/S | 8.5R4 | 8.6R1 | 8.6R1 |
| SFP-GIG-LX | N/S | 8.3.1 | 8.4.1.R01 | N/S | 8.5R4 | 8.6R1 | 8.6R1 |
| SFP-GIG-LH40 | N/S | 8.3.1 | 8.4.1.R01 | N/S | 8.5R4 | 8.6R1 | 8.6R1 |
| SFP-GIG-LH70 | N/S | 8.3.1 | 8.4.1.R01 | N/S | 8.5R4 | 8.6R1 | 8.6R1 |
| SFP-GIG-CWD | N/S | N/S | 8.4.1.R01 | N/S | N/S | N/S | N/S |
| SFP-GIG-T | N/S | 8.3.1 ¹ | 8.4.1.R01 | N/S | 8.5R4 ¹ | 8.6R1 | 8.6R1 |
| SFP-1G-T | N/S | 8.6R2 | 8.6R2 | N/S | 8.6R2 | 8.6R2 | 8.6R2 |
| SFP-GIG-EXTND | N/S | 8.3.1 | 8.4.1.R01 | N/S | 8.5R4 | 8.6R1 | 8.6R1 |
| SFP-GIG-BX-D | N/S | 8.3.1 | 8.4.1.R01 | N/S | 8.5R4 | 8.6R1 | 8.6R1 |
| SFP-GIG-BX-U | N/S | 8.3.1 | 8.4.1.R01 | N/S | 8.5R4 | 8.6R1 | 8.6R1 |
| SFP-GIG-BX-D20 | N/S | 8.3.1.R02 | 8.4.1.R01 | N/S | 8.5R4 | N/S | N/S |
| SFP-GIG-BX-U20 | N/S | 8.3.1.R02 | 8.4.1.R01 | N/S | 8.5R4 | N/S | N/S |
| SFP-GIG-BX-D40 | N/S | N/S | 8.4.1.R01 | N/S | N/S | N/S | N/S |
| SFP-GIG-BX-U40 | N/S | N/S | 8.4.1.R01 | N/S | N/S | N/S | N/S |
| SFP-DUAL-MM | N/S | 8.3.1.R02 ¹ | 8.4.1.R01 | N/S | N/S | N/S | N/S |
| SFP-DUAL-MM-N | N/S | 8.3.1.R02 ¹ | 8.4.1.R01 | N/S | 8.5R4 ¹ | N/S | N/S |
| SFP-DUAL-SM10 | N/S | N/S | 8.4.1.R01 | N/S | N/S | N/S | N/S |
| SFP-DUAL-BX-D | N/S | N/S | 8.4.1.R01 | N/S | N/S | N/S | N/S |
| SFP-DUAL-BX-U | N/S | N/S | 8.4.1.R01 | N/S | N/S | N/S | N/S |
| SFP-100-BX20LT | N/S | N/S | N/S | N/S | N/S | N/S | N/S |
| SFP-100-BX20NU | N/S | N/S | N/S | N/S | N/S | N/S | N/S |
| SFP-100-BXLC-D | N/S | N/S | 8.4.1.R01 | N/S | N/S | N/S | N/S |
| SFP-100-BXLC-U | N/S | N/S | 8.4.1.R01 | N/S | N/S | N/S | N/S |
| SFP-100-LC-MM | N/S | N/S | 8.4.1.R01 | N/S | N/S | N/S | N/S |
| SFP-100-LC-SM15 | N/S | N/S | 8.4.1.R01 | N/S | N/S | N/S | N/S |
| SFP-100-LC-SM40 | N/S | N/S | 8.4.1.R01 | N/S | N/S | N/S | N/S |
| SFP-10G-SR | N/S | 8.3.1 | N/S | N/S | 8.5R4 | 8.6R1 | 8.6R1 |
| SFP-10G-LR | N/S | 8.3.1 | N/S | N/S | 8.5R4 | 8.6R1 | 8.6R1 |
| SFP-10G-ER | N/S | 8.3.1 | N/S | N/S | 8.5R4 | 8.6R1 | 8.6R1 |
| SFP-10G-LRM | N/S | 8.3.1 | N/S | N/S | 8.5R4 | 8.6R1 | 8.6R1 |
| SFP-10G-ZR | N/S | 8.3.1 ³ | N/S | N/S | 8.5R4 ³ | 8.6R1 | 8.6R1 |

| Transceiver | OS99-CMM | OS99-XNI-U48 | OS99-GNI-U48 | OS99-CNI-U8 | OS99-XNI-U24 | OS99-XNI-U12Q | OS99-XNI-UP24Q2 |
|---|-----------|--------------|--------------|-------------|--------------|---------------|-----------------|
| SFP-10G-T | N/S | 8.3.1.R02 | N/S | N/S | 8.5R4 | 8.6R1 | 8.6R1 |
| SFP-10G-C - SFP-10G-C1M - SFP-10G-C3M - SFP-10G-C7M | N/S | 8.3.1 | N/S | N/S | 8.5R4 | 8.6R1 | 8.6R1 |
| SFP-10G-24DWD80 | N/S | 8.3.1 | N/S | N/S | 8.5R4 | 8.6R1 | 8.6R1 |
| SFP-10G-GIG-SR | N/S | 8.3.1 | N/S | N/S | 8.5R4 | 8.6R1 | 8.6R1 |
| SFP-10G-GIG-LR | N/S | 8.3.1 | N/S | N/S | 8.5R4 | 8.6R1 | 8.6R1 |
| SFP-10G-BX-D² | N/S | 8.6R1 | N/S | N/S | 8.6R1 | 8.6R1 | 8.6R1 |
| SFP-10G-BX-U² | N/S | 8.6R1 | N/S | N/S | 8.6R1 | 8.6R1 | 8.6R1 |
| SFP-10G-CWDM | N/S | 8.6R1 | N/S | N/S | 8.6R1 | 8.6R1 | 8.6R1 |
| SFP-FC-SR | N/S | N/S | N/S | N/S | N/S | N/S | N/S |
| QSFP-40G-SR | 8.3.1.R02 | N/S | N/S | 8.4.1.R03 | N/S | 8.6R1 | 8.6R1 |
| QSFP-40G-SR-BD² | 8.3.1.R02 | N/S | N/S | 8.4.1.R03 | N/S | 8.6R1 | 8.6R1 |
| QSFP-40G-LR | 8.3.1.R02 | N/S | N/S | 8.4.1.R03 | N/S | 8.6R1 | 8.6R1 |
| QSFP-40G-ER | 8.6R1 | N/S | N/S | 8.6R1 | N/S | 8.6R1 | 8.6R1 |
| QSFP-40G-LM4 | N/S | N/S | N/S | N/S | N/S | 8.6R1 | 8.6R1 |
| QSFP-40G-CLR | 8.5R1 | N/S | N/S | 8.5R1 | N/S | 8.6R1 | 8.6R1 |
| QSFP-40G-C - QSFP-40G-C40CM - QSFP-40G-C1M - QSFP-40G-C3M - QSFP-40G-C7M | 8.3.1.R02 | N/S | N/S | 8.4.1.R03 | N/S | 8.6R1 | 8.6R1 |
| QSFP-4X10G-SR | 8.3.1.R02 | N/S | N/S | 8.4.1.R03 | N/S | 8.6R1 | 8.6R1 |
| QSFP-4X10G-C - QSFP-4X10G-C1M - QSFP-4X10G-C3M - QSFP-4X10G-C5M | 8.3.1.R02 | N/S | N/S | 8.4.1.R03 | N/S | 8.6R1 | 8.6R1 |
| QSFP-40G-AOC20M | 8.3.1.R02 | N/S | N/S | 8.4.1.R03 | N/S | 8.6R1 | 8.6R1 |
| QSFP-100G-SR4 | N/S | N/S | N/S | 8.4.1.R03 | N/S | N/S | N/S |
| QSFP-100G-LR4 | N/S | N/S | N/S | 8.4.1.R03 | N/S | N/S | N/S |
| QSFP-100G-CLR4 | N/S | N/S | N/S | 8.4.1.R03 | N/S | N/S | N/S |
| QSFP-100G-A20M | N/S | N/S | N/S | 8.4.1.R03 | N/S | N/S | N/S |
| QSFP-100G-CWDM4 | N/S | N/S | N/S | 8.4.1.R03 | N/S | N/S | N/S |
| QSFP-100G-C - QSFP-100G-C1M - QSFP-100G-C3M - QSFP-100G-C5M | N/S | N/S | N/S | 8.4.1.R03 | N/S | N/S | N/S |

| Transceiver | OS99-CMM | OS99-XNI-U48 | OS99-GNI-U48 | OS99-CNI-U8 | OS99-XNI-U24 | OS99-XNI-U12Q | OS99-XNI-UP24Q2 |
|------------------------------|----------|--------------|--------------|------------------|--------------|---------------|-----------------|
| QSFP-4X25G-C | N/S | N/S | N/S | N/S ⁴ | N/S | N/S | N/S |
| 3FE46541AA | N/S | N/S | N/S | N/S | N/S | N/S | N/S |

1. Supports 1G only.
2. Does not support VFL connections.
3. Minimum supported AOS version is 8.6R1 if the transceiver was purchased after May 2019.
4. Beginning in AOS release 8.7R1 an error message will be displayed when this transceiver is inserted.